



SsangYong Motor Company

Marketing Team
12th Fl, Poonglim B/D
823, Yeoksam-dong, Gangnam-gu
Seoul, 135-784, Republic of Korea
Phone: 82-2-3469-2206
Fax: 82-2-3469-2283
Internet: www.smotor.com

Some of the equipment shown in this brochure is optional and may not be available on all models or in all markets. All specifications are subject to change without notice. Please contact your local dealer for the latest information.

SYMC 201201 LHD ENGLISH Printed in KOREA



NEW ACTYON SPORTS DELIVERS MORE POWER

A new, more powerful engine, dynamic styling and better fuel efficiency are all yours with this exciting SUT from Ssangyong Motor. New Actyon Sports is equipped to boost your performance at work and at play.



AND MORE FUN

The great utility, comfort and versatility of
New Actyon Sports bring greater enjoyment to your leisure.
That translates into a better quality of life.





THIS NEW LOOK SETS A NEW STANDARD

New Actyon Sports lets you stand apart from the crowd in any environment. The sharp front hood character line, hexagonal radiator grille and chic black bezel blend dynamism with refinement.



Wide and straightforward character lines on the hood elicit stateliness and charismatic appeal, accentuated by the mesh radiator grille finished in chrome high-gloss black. Fog lamps and daytime running lamps are standard.



THE SPRUCED-UP DRIVER'S SPACE OFFERS LOTS OF EXTRAS

The new trip computer in the gauge cluster tracks your travel distance, travel time and fuel consumption, while the steering wheel now comes with a natural leather cover, and a carbon pattern adds refinement to the gearshift lever.



All the controls are oriented toward the driver, and the switches are grouped by function to facilitate their location by the driver. The gauge cluster has six illumination settings for optimal visibility day and night, and energy-efficient LEDs that make the gauges easy to read at a glance. The center fascia is now black, providing a refined and progressive appearance. In addition, the air vents and digital clock have been redesigned for greater ease of operability.



TRIP COMPUTER IN THE CENTER OF THE LED CLUSTER



CARBON PATTERN ON AND AROUND THE GEARSHIFT LEVER



TILT POWER STEERING WHEEL WITH LEATHER COVER



TRAVELING IS MORE PLEASURABLE IN THE NEW CABIN

Fresh features have been installed inside New Actyon Sports to enhance the comfort and enjoyment of the driver and passengers. Specifically, a Bluetooth switch has been added to the steering column to allow hands-free operation. The seats now come with a choice of natural leather and woven fabric covers, and the front seats are both heated. The driver's seat can be adjusted eight ways to conform to the individual body type, while the front passenger's seat is four-way adjustable.



FULL AUTO AIR CONDITIONER

The climate control system is equipped with sensors that monitor the air temperature inside and outside the vehicle and automatically maintain the ideal level inside. Multiple vents throughout the interior keep air circulating for refreshment on hot days. In the winter, the same ventilation system ensures that your feet stay warm and that all the windows remain frost free.



- 01/ ECO CRUISE CONTROL
- 02/ BLUETOOTH AUDIO SWITCH
- 03/ MULTI-ADJUSTABLE SEATS IN FRONT
- 04/ HEATED SEATS IN FRONT
- 05/ ENHANCED RECLINE ANGLE IN REAR



THE NEW ENGINE IS MORE POWERFUL AND ECONOMICAL

Improvements in the engine and transmission have enhanced the performance of New Actyon Sports, meaning still more value to you.



2.0L e-XDI Active diesel engine



2.3L petrol engine

2.0L e-XDI ACTIVE DIESEL ENGINE

The new 2.0 diesel with direct injection puts out 155ps, and New Actyon Sports utility as a pickup truck is optimized by low-end torque of 190Nm, the best in its class. This capability provides quick starts in low gear.

2.3L PETROL ENGINE

You may also opt for the 2.3-litre petrol engine that can generate up to 150ps. This power plant has been designed with Mercedes-Benz technology. (Non-Europe region only)

6-SPEED AUTOMATIC

The transmission is optimally tuned for the high-performance engine. Power Mode maximizes output, while in Winter Mode the driver can start out or back up in second gear to prevent slipping on snow or ice.

THUMBS UP MANUAL MODE

New Actyon Sports with automatic transmission features a sporty driving option. Switches on the gearshift knob and steering wheel let the driver shift gears up or down manually.

NEW 6-SPEED MANUAL

The manual transmission now has six forward gears, enhancing fuel efficiency, handling and eco-friendliness. The CO₂ level has been lowered to 196 g/km in rear-wheel drive and 199 g/km in part-time 4-wheel drive, which satisfies the tougher Euro 5 emission standards.



SAFETY AND DRIVEABILITY GO HAND IN HAND

The ability to venture forth both confidently and safely on any terrain under all conditions defines the true SUT. And New Actyon Sports performs this role exceptionally well.



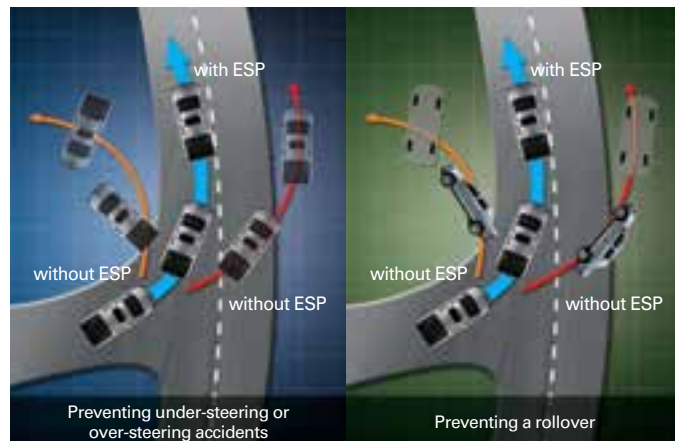
Double-wishbone suspension in front combined with 5-link suspension in the rear



An ultra-rigid steel frame with triple-layer construction for maximum passive safety protection



ESP (Electronic Stability Programme)



HSA (Hill Start Assist)



When starting out on a hill, the hill start assist feature prevents rollback by maintaining pressure on the brake for a present period (about 2 seconds)

The electronic safety program integrates various active safety systems that monitor and provide data on vehicular status to a central computer. If the data reveal that the vehicle is in potential danger, the ESP immediately takes control of engine output and braking to prevent an accident. One of these systems is active rollover protection (ARP), which intervenes when lateral force becomes excessive, when the vehicle veers too sharply, or when a sharp U-turn is made. The brake assist system (BAS) is designed to determine the driver's intention to brake in an emergency and increase the brake force.



AIRBAGS IN FRONT

The driver's seat and front passenger's seat are each equipped with their own front airbag.



ISO FIX & TETHER ANCHORAGE

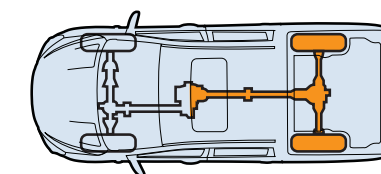
The child seat simply plugs into the ISO fix points in the second row seats.



BACKUP WARNING SYSTEM

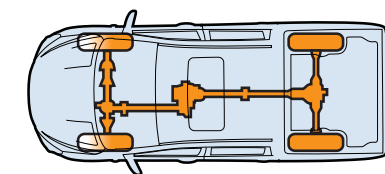
The driver is alerted to unseen obstacles that lay in the path of the vehicle when going in reverse.

PART-TIME 4WD



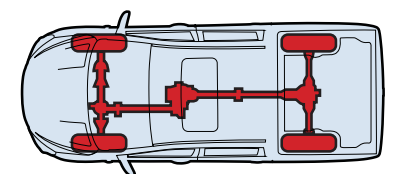
2WD High-gear Mode

This saves fuel under normal driving conditions by lowering rolling resistance.



4WD High-gear Mode

This enhances vehicular stability on rough or icy surfaces.




4WD Low-gear Mode

This maximizes power at low speed.



**UTILITY IS MAXIMIZED BY VERSATILITY,
CAPACITY AND POWER**



New Actyon Sports has one of the most powerful engines in its class and is capable of towing loads as heavy as 2,300 kilograms. The cargo bed measures two square meters, and with

the tailgate down, you get enough room to carry motorbikes, mountain bikes, skis, camping gear and other long or bulky objects. And this rugged off-road performer is sure to get you to your destination comfortably and safely, when on the job or on vacation.



STYLE, COMFORT AND CONVENIENCE EXTRAS

Take a good look inside and outside New Actyon Sports. You will be pleasantly surprised at all the features you can discover that enhance appearance and performance. Combined, these extras make this SUT safer, more pleasant and easier to use.



- 01/ **SUN ROOF** Sporty out-sliding model for a great appearance and enhanced interior space utility.
- 02/ **HOOD CHARACTER LINE** A sharp, protruding hood to define New Actyon Sports.
- 03/ **OUTSIDE DOOR HANDLE** Ergonomically designed and coloured to match the body.
- 04/ **POWERED AND HEATED OUTSIDE MIRRORS** Attractive chrome-plated finish to match the body, can be adjusted or folded from inside the vehicle and can be heated to stay ice free on wintry days.
- 05/ **WAISTLINE MOULDING** A dynamic character line highlighted by a stainless steel insert.
- 06/ **REAR REFLECTORS** Distinctive beehive shape, one on each side under the bumper for enhanced visibility and safety.
- 07/ **SAFETY POWER WINDOW ON DRIVER'S SIDE** Automatically stops closing and reverses direction when obstructions are detected.
- 08/ **BED INNER COVER** Made of synthetic fabric, comes as standard equipment to protect the vehicle as well as the onboard cargo.
- 09/ **MUD GUARD** Protects against dirt without the need of separate mud flaps.



- 10/ **SUNGLASSES HOLDER** In easy reach of both the driver and front passenger, with a hook inside to secure the glasses.
- 11/ **MULTI-SENSORS** Automatically activate wipers and headlamps when rain falls on the windshield.
- 12/ **MAP POCKET ON DOORS** A handy place to stow maps, newspapers or other reading materials.
- 13/ **TICKET HOLDER** especially handy at toll booths or in public parking facilities.
- 14/ **TILTING HEADRESTS IN FRONT** Adjustable to individual body types for maximum comfort.
- 15/ **CUP HOLDERS** A secure place to put refreshments for both the driver and the front passenger.
- 16/ **COMPARTMENT UNDER REAR SEAT** Helps organize tools and other items for easy location.
- 17/ **REMOTE CONTROLLER KIT** Can lock or unlock doors, activate antitheft alarm from outside the vehicle.
- 18/ **USB & AUX. PORT** For providing music from external sources.
- 19/ **TRIP COMPUTER** Located on the center gauge to measure travel distance and time, fuel consumption, etc.
- 20/ **MULTIFUNCTION CONTROL SWITCHES** All front and rear windshield wiper and washer controls together for easy activation.
- 21/ **AUTOMATIC CLIMATE CONTROL** Monitors interior and outside temperature and maintains a pleasant climate inside the cabin.



22/ 2-DIN AUDIO SYSTEM WITH MP3 AND CD PLAYERS 23/ RDS AUDIO SYSTEM

24/ ELECTROCHROMATIC REARVIEW MIRROR

Darkens when hit by the headlights of tailing cars at night, preventing glare and enhancing driving safety.

25/ HEADLAMP LEVELLING DEVICE Adjusts the headlamps to prevent drivers in front from being dazzled by the light.

26/ CABIN LAMPS One-touch switches for ease of operation, designed to add elegance to the interior.

27/ SHOPPING BAG HOOK Helps to manage shopping bags inside.

28/ POWER OUTLETS Under the front passenger's seat and in the cargo bay.

29/ BATTERY SAVER Automatically turns off head lamps left on after the driver exits the vehicle.

30/ VISUAL VEHICLE IDENTIFICATION NUMBER PLATE (EU REGION ONLY)

INTERIOR COLOURS



AVAILABLE EXTERIOR COLOURS



- 01/ INDIAN RED (RAJ)
- 02/ FIJIAN BLUE (BAP)
- 03/ CANYON BROWN (OAG)
- 04/ MARBLE GRAY (ACM)
- 05/ FINE SILVER (SAF)
- 06/ GRAND WHITE (WAP)
- 07/ SPACE BLACK (LAK)

SEAT COVERS

You may opt for natural leather or woven fabric. Both are of very high quality and look great!



- 01/ LEATHER SEAT COVER
- 02/ FABRIC SEAT COVER

FEATURES LIST

MECHANICAL

2.0L e-XDi Active diesel engine (155ps)
2.3L petrol engine (150ps)
Part-time 4WD
6-speed manual transmission with diesel
6-speed automatic transmission
5-speed manual transmission with petrol
Double-wishbone front suspension system with coil springs
Five-link rear suspension with coil springs
Hydraulic power steering

SAFETY

Ultra-rigid frame for greater strength, less vibration and noise
Door impact beams for optimal protection from side collisions
Airbags for driver and front passenger
Seatbelt load limiters and pre-tensioners
4-channel anti-lock braking system
Electronic Stability Program (ESP) with ARP and HSA
Disc brakes on all 4 wheels (diesel version)
Front ventilated disc brakes
Backup warning system with 3-stage alarm
Door courtesy lamps
Front and rear fog lamps
Electrochromic rearview mirror
Immobilizer system
Childproof safety lock
Speed sensitive door lock
Collapsible steering column
ISO fix and tether anchorage for baby car seat
Seatbelt reminder for driver
Daytime running lamps (Europe)
Safety power window on driver's side
Visual VIN plate

APPEARANCE

16" steel wheels with 225/75 tyres
16" alloy wheels with 225/75 tyres
18" alloy wheels with 255/60 tyres (No flange)
Full-sized spare tyre
Chrome and black radiator grille
Black bezel headlamps
All-around tinted glass
Exterior door handles in body colour
Power sunroof
Waist line molding - highlighted by a stainless steel insert
Pole antenna
LED side repeaters

CLIMATE CONTROL

Manual air conditioning
Fully automatic air conditioning with temperature sensor and outside temperature gauge
Rear heating duct
PTC heater

CONVENIENCE

Cruise control system
Luxurious leather knob for gear shift lever
Luxurious leather cover for steering wheel
Floor mats
Dual remote keyless system (REKES)
2-Din audio system with mp3 and CD players (with RDS for EU region)
USB & aux. port
4 speakers
Bluetooth hands-free
Audio remote control switch on steering wheel
Auto light control and rain sensing wipers
Compartment under rear seat
Electric folding outside mirrors
Heated and adjustable outside mirrors
Battery saver
Illumination color - orange
Heated windshield glass
Headlamp leveling device
Trip computer
Bed inner cover
Shopping bag hook
Heated rear glass with timer to defrost
Spray washer nozzle
Deluxe mobile illuminated ashtray
Deluxe overhead console in easy reach
Digital clock on dashboard
Handy center storage console
Cupholder in the front

SEATS

Appealing woven fabric seat covers
Luxurious leather seat covers
Heated front seats
2 nd row seats with folding center armrest
Front tilting headrest
Height adjustable driver's seat
8-way power driver's seat
4-way power front passenger's seat

TECHNICAL DATA

ENGINE			DIESEL 2.0 (W/CDPF)				GASOLINE 2.3		
DRIVEN WHEELS			2WD		PART-TIME 4WD		2WD	PART-TIME 4WD	
TRANSMISSION			6MT	6AT	6MT	6AT	5MT		
DIMENSIONS	Overall length	mm	4,990						
	Overall width	mm	1,910						
	Overall height	mm	1,790						
	Tread	Front	mm	1,570					
		Rear	mm	1,570					
	Overhang	Front	mm	880					
		Rear	mm	1,070					
	Wheelbase	mm	3,060						
	Approach angle	degree	25.0						
	Departure angle	degree	25.0						
	Ramp angle	degree	20.0						
	Min. clearance	Front	mm	188					
		Rear	mm	212					
	Min. turning radius	m	6.2						
Gross vehicle weight	Kg	2,640		2,740		2,600	2,700		
Kerb weight	Kg	1,873-1,913	1,895-1,935	1,982-2,022	1,995-2,035	1,835-1,898	1,944-1,984		
Maximum cargo loading	Kg	352-392	330-370	343-383	330-370	349-390	341-381		
Gross trailer weight	Braked	Kg	2,300				1,800		
	Unbraked	Kg	750				750		
ENGINE	Fuel	-	Diesel				Gasoline		
	Capacity	cc	1,998				2,295		
	Bore X Stroke	mm	86.2 x 85.6				90.9 x 88.4		
	Compression ratio	-	16.5:1				10.0:1		
	Number of cylinders	-	4 in-line						
PERFORMANCE	Max. power	kw/rpm	114/4,000				110/5,500		
		ps/rpm	155/4,000				149.5/5,500		
	Max. torque	Nm/rpm	360/1,500-2,800				214/3,500-4,600		
		kg-m/rpm	36.7/1,500-2,800				21.8/3,500-4,600		
	Low-end torque	Nm/rpm	190/1,000				-		
	Max. speed	Km/h	163				161		
	Hill startability	degree	26.5	32.9	22.6	30.9	16.4	16.1	

DIMENSIONS

