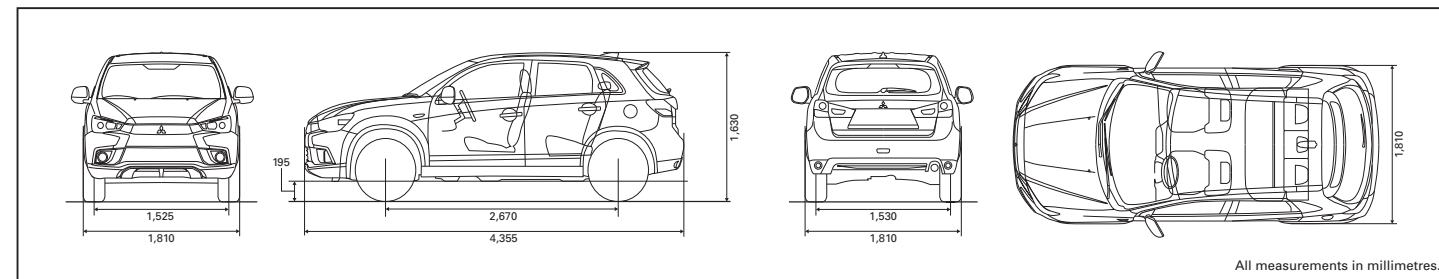


SPECIFICATIONS

MODEL	Drive system	2WD	4WD
	Engine	2.0 MIVEC	
Price class	GLX		
Model code	GA2WXTSHLW	GA2WXTSHZLW	
DIMENSIONS AND WEIGHTS	Overall length	4,355	
	Overall width	1,810	
	Overall height	1,630	
	Wheelbase	2,670	
	Ground clearance	195	
	Curb weight	1,355	1,420
	Gross vehicle weight	1,970	
	Seating capacity	5	
PERFORMANCE	Max. speed*	193	191
	Acceleration* 0-100 km/h sec.	11.3	11.7
	Min. turning radius	5.3	
ENGINE	Type (code)	16-valve inline-4 DOHC MIVEC (4B11)	
	Displacement	1,998	
	Max. output (EEC net) kW (PS)/rpm	110 (150)/6,000	
	Max. torque (EEC net) N-m (kg-m)/rpm	197 (20.1)/4,200	
FUEL SYSTEM	Fuel supply equipment	ECI-MULTI (Electronic Controlled Injection - Multi Point Injection)	
	Fuel tank capacity	63	60
TRANSMISSION	Type	INVECS-III CVT with 6-step Sports Mode	
STEERING	Type	Rack-and-pinion with electric power assist	
SUSPENSIONS	Front	MacPherson strut, coil springs with stabilizer bar	
	Rear	Multi-link, coil springs with stabilizer bar	
BRAKES	Front	Ventilated discs	
	Rear	Discs	
TIRES	Front and rear	215/65R16	

*Measured by Mitsubishi Motors Corporation. These specifications are subject to change without notice. Please consult your local Mitsubishi dealer/distributor for detailed specifications.

DIMENSIONAL VIEWS



ASX



 www.facebook.com/MitsubishiMotors.en
 www.youtube.com/user/MitsubishiMotorsAd


www.mitsubishi-motors.com

©2016 – 2017 Mitsubishi Motors Corporation. All rights reserved.
Gc/E11C40Oct.16T Printed in Japan

The paper used in this catalogue has been certified by the FSC™ (Forest Stewardship Council™) as having been produced through a 'chain of custody' system of forestry management, tracking and production oversight that ensures responsible consideration for the earth's ecosystem. Mitsubishi Motors has adopted the combined use of FSC-certified paper and recycled paper in our efforts to reduce CO₂ emissions and promote more efficient use of natural resources. In this way, we hope to contribute to greater protection of the environment.

www.new-asx.com

Share the Excitement

Word on the street is that there's a new ride in town. A ride so powerful and thrilling that it jolts the senses and inspires adventure. Introducing the new Mitsubishi ASX, a class-topping compact SUV built to take you further than you've ever imagined. So turn on the ignition and savor that adrenaline rush. Today is going to be epic.



Luxurious Package shown with optional equipment / Titanium Gray Metallic [U17]
Equipment may vary according to market.



Luxurious Package shown with optional equipment / Black Leather Equipment may vary according to market.

Full Command Surrounds You at a Glance



Color Liquid Crystal Multi-information Display

Attractively designed color liquid crystal multi-information display provides a useful readout of vehicle, trip and outside temperature. With a large, 3.3-inch size for improved visibility, this display makes it easy for drivers to stay informed.

*Illuminated for explanation purpose.

INVECS-III CVT with 6-step Sports Mode

The 2.0-liter engine is teamed with the new INVECS-III (Intelligent & Innovative Vehicle Electronic Control System) CVT (Continuously Variable Transmission) featuring Sports Mode, ideally tuned to deliver effortless acceleration from any speed. In addition, the INVECS-III CVT provides improved fuel efficiency, while Sports Mode offers all the sporty control of manual shifting without the hassle of a clutch.

Link System

The Link system connects external devices with the vehicle's systems. Devices connected to the USB port or via Bluetooth®, such as mobile phones or MP3 players, may be controlled via the on-board switch or by voice command.



USB Port

The USB port allows you to connect your portable media player and enjoy your full music library in premium quality.



Bluetooth® Hands-free Kit


Keep in touch while keeping safely in control with the hands-free kit. Link your Bluetooth®-compatible mobile phone, and the voice-activated dialer lets you make calls while holding the wheel.

Note: The Bluetooth® word mark and logos are registered trademarks owned by Bluetooth SIG, Inc. and any use of such marks by MITSUBISHI MOTORS CORPORATION is under license.



Luxurious Package shown with optional equipment / Black Leather
Equipment may vary according to market.

Your Natural Environment



Panoramic Glass Roof with Interior LED Illumination

The panoramic glass roof adds a new dimension to the drive, allowing you and your passengers to enjoy the view from every direction. Retracting the sunshade reveals a full-size glass roof panel extending over the front and rear seats. At night, the roof is attractively illuminated with LED lamps.

9-speaker Rockford Fosgate® Premium Sound System

This system features high-quality sound and bass response with a powerful punch. The speakers are fitted precisely into the door panels, turning them into frequency enhancing speaker cabinets. In addition, sound levels are automatically adjusted to suit the vehicle's speed.

Note: Rockford Fosgate® and associated logos are registered trademarks of Rockford Corporation in the United States and other countries.




Luxurious Package shown with optional equipment / White Solid [W37]
Equipment may vary according to market.



Engine Switch + Keyless Operation System

The Keyless Operation System lets you activate the ignition just by pressing the button located near the center of the dash panel with the brake depressed and the shift in parking position for CVT. Once you've arrived, one more push shuts the engine off.



Paddle Shifters & Cruise Control

Mounted within easy reach, the paddle shifters allow you to enjoy sporty control while keeping both hands safely on the wheel. Shifting is quick and easy, with up- and down-shifts requiring just a simple press once ASX is in 'D' mode. For added convenience, the current gear position is clearly displayed on the multi-information display. Paddle shifters can also be equipped with cruise control, for greater performance on the road.



Electronically Controlled 4WD

Using one centrally located button, the system permits freely switching between 3 drive modes depending on driving condition or environment. Easily accessible on the floor console, the drive-mode selector button can quickly change the ASX's drive mode from fuel-efficient 2WD, to 4WD Lock Mode for mastering even demanding off-road or weather conditions.



2WD Mode:
Enables economical performance approaching that of a normal front-engine front-wheel-drive car.



4WD Auto Mode:
The "4WD Auto" mode automatically distributes the right amount of torque to all wheels depending on the driving condition. It maintains stability in strong wind, on highways and slippery roads.



4WD Lock Mode:
"4WD Lock" mode for steep hills, slippery or rough roads, and when getting out of mud or snow.



Suspensions

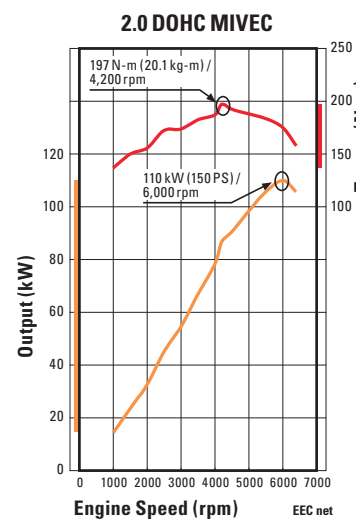
ASX features MacPherson strut front and multi-link rear suspensions for smooth handling over rough roads. Shock absorbers and stabilizers are tuned for sporty, comfortable performance.



High Hip Point and Good Visibility

ASX provides a surprisingly elevated seat position that, with the sloping hood design, gives a better view of the road for easier maneuvering and greater safety. The raised hip point also allows for smoother entrances and exits, and greater comfort.

Active Performance



MIVEC Engine

ASX's 2.0-liter powerhouse uses a lightweight aluminum block for optimum performance as it puts out 110 kW (150 PS) to take control of city streets and open highways alike. MIVEC (Mitsubishi Innovative Valve timing Electronic Control system) technology provides optimal valve timing at both low and high rev ranges, to give the most of every curve and straightaway out there.

Room to Choose



Cargo Capacity

No matter where you're headed, ASX lets you carry whatever you need for when you get there, with up to 358 liters of available cargo capacity with five passengers. The tailgate is wide enough to provide ample space for even the bulkiest items, and the low floor height makes it convenient to move heavy cargo in and out.

1,350 mm maximum width of cargo area. 1,510 mm maximum length with rear seats folded down. Measured by Mitsubishi Motors Corporation.



Full-flat Rear Seat / 60:40 Split Foldable Seatback


To carry even larger items, the rear seat can be folded down completely flat to create an expansive cargo space. The 60:40 split rear seat can also be partially folded down, giving you the room to carry bicycles or other extra-long items, while still having rear seating available.



Luxurious Package shown with optional equipment / Titanium Gray Metallic [U17]
Equipment may vary according to market.

Ready for Anything

Super Wide Range HID Headlamps



Super Wide Range HID headlamps

What you can't see, can hurt you. To take more of the road out of the shadows, ASX features Super Wide Range HID (High Intensity Discharge) headlamps. When activated, the headlamp clusters send out broader beams of light, illuminating a much wider section of the road ahead.

7-Airbag System



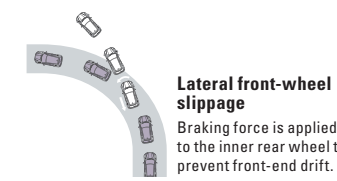
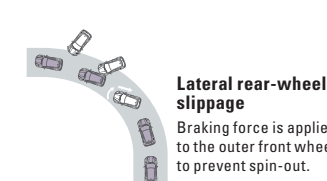
So that you and your passengers can be safer in the event of a collision, ASX is equipped with a 7-airbag system to provide increased safety to every seat. The front seat occupants are protected by front airbags, plus an additional knee airbag for the driver to help protect the legs in a forward collision. In a side collision, the front occupants are protected by side airbags and occupants in both rows are protected by curtain airbags extending along the sides.

Note: 7-Airbag System is optional. Equipment may vary from the image shown. Airbags are part of a Supplemental Restraint System (SRS). To decrease the risk of injury from a deploying airbag, always wear your seat belt, sit upright in the middle of the seat and do not lean against the door. Always place children 12 and under in the rear seat and use appropriate child restraints. Never place a rear-facing infant restraint in the front seat. Please see the owner's manual and the instructions provided with your child restraint for additional information.

Active Stability Control (ASC)

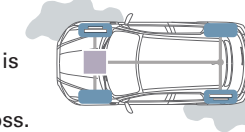
Stability Control Function

ASC uses onboard sensors to analyze the vehicle's motion and identify lateral wheel slippage. By governing engine output and controlling braking to the appropriate wheels, ASC helps maintain stability and traction control.



Traction Control Function (TCL)

When wheel spin is detected, engine output is governed and braking force is applied to the spinning wheels to prevent driving torque loss.



Note: The control capabilities of ASC/TCL are supplemental only. Please drive safely and never rely solely on these functions while driving. Be sure to use the same specified type and size of tires on all 4 wheels. Do not install any aftermarket limited slip differential on your vehicle. Please see the owner's manual for additional information.

Hill Start Assist (HSA)

HSA prevents the vehicle from rolling backward by automatically braking when starting on an uphill slope.



Note: Hill Start Assist (HSA) is not a substitute for safe driving. Never rely solely on this function while driving on steep roads. Your vehicle may move backwards if the brake pedal is heavily loaded, or if road is very steep or slippery. This function is not designed to keep the vehicle stopped in place on uphill slopes for more than 2 seconds. Do not rely on this function to maintain a stopped position as an alternative to depressing the brake pedal. Please see the owner's manual for additional information.

GLX (2WD/4WD)



Cool Silver Metallic [A31]



Key features

- 215/65R16 tires with 16-inch full wheel covers
- Wheel arch moldings
- Halogen headlamps with manual headlamp leveling device
- Shark fin antenna
- Carbon fiber pattern center panel
- Floor console box with center armrest
- Vanity mirror with lid and ticket holder for driver's and front passenger's sunvisors
- Manually controlled air conditioner
- Standard fabric (Honeycomb pattern)



Note: Some of the equipment may vary in appearance or availability according to market. Please consult your local Mitsubishi dealer/distributor for more detailed information.

Luxurious Package (2WD/4WD)



Titanium Gray Metallic [U17]



Key features (in addition to GLX)

- Super wide range HID headlamps with aluminized extension and automatic headlamps leveling device
- 3-spoke leather-wrapped steering wheel with airbag
- Leather-wrapped gearshift knob
- Rearview camera



Note: Some of the equipment may vary in appearance or availability according to market. Please consult your local Mitsubishi dealer/distributor for more detailed information.

STANDARD AND OPTIONAL EQUIPMENT

Model	Drive system	Price class	Engine	2WD		4WD	
				GLX 2.0 MIVEC CVT			
Performance	2.0-liter 16-valve DOHC MIVEC ECI-MULTI engine (4B11)			■	■	■	■
	Transmissions	INVECS-III CVT (Continuously Variable Transmission) with 6-step Sports Mode Paddle shifters		□	□	□	□
	Electronically controlled 4WD with drive mode selector (push button)			■	■	■	■
	Tires and wheels	215/65R16 tires with 16-inch full wheel covers 215/65R16 tires with 16-inch light alloy wheels 215/60R17 tires with 17-inch light alloy wheels	01 15 16 17	□	□	□	□
Safety	Active Stability Control (ASC)			■	■	■	■
	ABS (Anti-lock Braking System) with EBD (Electronic Brake-force Distribution) and brake assist*1			■	■	■	■
	Hill Start Assist system			■	■	■	■
	SRS airbags	Driver's and front passenger's front SRS airbags Front seat side, curtain and driver's knee SRS airbags		□	□	□	□
	Seatbelts	Front 3-point ELR seatbelt × 2 Front seatbelt pretensioners and force-limiters Height-adjustable front seatbelt anchors Rear 3-point ELR seatbelt × 3		■	■	■	■
	Child-protection rear door locks			■	■	■	■
	High-mount stop lamp			■	■	■	■
	Parking sensors (back warning sensors)			■	■	■	■
	Shift lock with key interlock			■	■	■	■
	Engine immobilizer / Security alarm			■	■	■	■
Exterior	First aid kit / Emergency triangle / Fire extinguisher / Tire pressure gauge (optional) / Tire Pressure Monitoring System			■	■	■	■
	Front grill with chrome molding			■	■	■	■
	Wheel arch moldings			■	■	■	■
	Headlamps	Halogen headlamps with manual headlamp leveling device Super wide range HID headlamps with aluminized extension and automatic headlamp leveling device Auto lighting control (set option with auto rain-sensing variable intermittent wipers and washers) Headlamp washers (set option with front fog lamps)	13	□	□	□	□
	Front fog lamps			■	■	■	■
	Rear fog lamps			■	■	■	■
	Daytime Running Lamp			■	■	■	■
	Windows	Laminated green windshield glass / Tempered green front and rear door glass and rear window glass Ultra violet ray-absorbing front windshield glass Rear window defogger	09 12 09	■	■	■	■
	Variable intermittent windshield wipers and washers			■	■	■	■
	Auto rain-sensing variable intermittent wipers and washers (set option with auto lightning control)			□	□	□	□
Cockpit	Color-keyed outer door handles			■	■	■	■
	Color-keyed power door mirrors			■	■	■	■
	Chrome belt-line moldings			☆	☆	☆	☆
	Black roof rails			□	□	□	□
	Panoramic glass roof with interior LED illumination			□	□	□	□
	Chrome exhaust finisher			■	■	■	■
	Shark fin antenna			■	■	■	■
	3-spoke leather-wrapped steering wheel / Leather-wrapped gearshift knob			□/☆	□/☆	□/☆	□/☆
	3-spoke leather-wrapped steering wheel with audio controls			□	□	□	□
	Electric power steering / Tilt-adjustable steering column / Telescopic adjustment steering column			■	■	■	■
Seats	Cruise control			□	□	□	□
	High-contrast back-lit meters with large color liquid crystal multi-information display			■	■	■	■
	Illuminated ignition key cylinder (not available with Engine Switch + Keyless Operation System)			■	■	■	■
	Aluminum pedal			■	■	■	■
Interior	Seat materials	Leather seats with front seat heater High grade fabric with stitches (Block pattern) Standard fabric (Honeycomb pattern)	05 05	□	□	□	□
	Front seats	Driver's power seat (set option with leather seat) Manual sliding and reclining adjusters / Driver's seat manual height adjuster Height-adjustable headrest × 2 / Front passenger's seatback pocket		□	□	□	□
	Rear seats	60:40 split seats / Headrest × 3 Center armrest with cup holders		■	■	■	■
	Carbon fiber pattern center panel			■	■	■	■
Comfort and Convenience	Chrome air outlet knobs			■	■	■	■
	Floor console panel			■	■	■	■
	Chrome inner door handles			□	□	□	□
	Illuminated glove box / Front cup holders on floor console			■	■	■	■
	Floor console box	Center armrest Slide-adjustable center armrest Accessory socket		□	□	□	□
	Removable cup-type ashtray / Cigarette lighter			■	■	■	■
	Front door pockets with bottle holders			■	■	■	■
	Vanity mirror with lid and ticket holder for driver's and front passenger's sunvisors			■	■	■	■
	Vanity mirror with illuminated lid and ticket holder for driver's and front passenger's sunvisors			□	□	□	□
	Day-and-night rearview mirror			■	■	■	■
Audio and Media	Front room lamp with map lamps / Cargo room lamp			■	■	■	■
	Rear room lamp (not available with panoramic glass roof)			■	■	■	■
	Ventilation	Fully automatic air conditioner with chrome dials Manually controlled air conditioner Air filter	04 03	□	□	□	□
	Tonneau cover (hard type)			□	□	□	□
Package Options	Central door locking system			■	■	■	■
	Keyless entry system			■	■	■	■
	Silence grade-up package			□	□	□	□
	Engine Switch + Keyless Operation System (set option with High-contrast back-lit meters with large color liquid crystal multi-information display)			■	■	■	■
Luxurious Package	Power windows (anti-trapping for driver's side)			■	■	■	■
	4 speakers			■	■	■	■
	6 speakers			□	□	□	□
	Rockford Fosgate® 710 W premium sound system with AM/FM radio, CD player, center display with touch panel (digital clock, audio information and rearview camera) and 9 speakers (4 speakers, 4 tweeters and 1 subwoofer) / Gloss black center panel			■	■	■	■
Special Exterior Package	AM/FM radio, CD player and center display with touch panel (digital clock, audio information and rearview camera) / Gloss black center panel			□	□	□	□
	AM/FM radio, CD player and center display (digital clock and audio information) / Gloss black center panel			■	■	■	■
Luxurious Package	Audio accommodation kit			■	■	■	■
	Bluetooth® hands-free cellular phone interface system with voice recognition and USB port / Link system			□	□	□	□
	Auxiliary audio jack**2			□	□	□	□
	USB port**2			□	□	□	□
Luxurious Package	Super wide range HID headlamps with aluminized extension and automatic headlamps leveling device / 3-spoke leather-wrapped steering wheel with airbag / Leather-wrapped gearshift knob / Rearview camera			□	□	□	□
	Special Exterior Package: Chrome belt-line moldings / Chrome exhaust finisher			□	□	□	□

■ : Standard □ : Optional ☆ : Package option — : Not available *1: ABS can help a driver prevent unsafe situations while braking, but is never a substitute for safe driving. ABS does not always reduce stopping distances. Stopping distance can be influenced by many factors including road surface conditions and friction between the tires and the road surface. **2: Auxiliary audio jack and USB port cannot be combined. Note: Equipment may vary by market. Please consult your local Mitsubishi Motors dealer/distributor for details.

STANDARD AND OPTIONAL EQUIPMENT



Electronically controlled 4WD with drive mode selector (push button) 📷 01



Aluminum pedal 📷 02



Manually controlled air conditioner 📷 03
Fully automatic air conditioner with chrome dial 📷 04



Front seat heater (set option with leather seats) 📷 05



AM/FM radio, CD player and center display 📷 06



Rockford Fosgate® 710 W premium sound system with AM/FM radio, CD player, center display with touch panel and 9 speakers 📷 07



Engine Switch + Keyless Operation System 📷 08



Daytime Running Lamp and front fog lamp 📷 09



Shark fin antenna 📷 10



Wheel arch moldings 📷 11



Rear fog lamp 📷 12
Parking sensors (back warning sensors) 📷 13



Chrome exhaust finisher 📷 14



215/65R16 tires with 16-inch full wheel covers 📷 15



215/65R16 tires with 16-inch light alloy wheels 📷 16



215/60R17 tires with 17-inch light alloy wheels 📷 17

Note: Actual accessories may vary from those shown or change without notice. Available accessories may vary by market.

DECORATION PANELS (INSTRUMENT CENTER PANEL)



Carbon fiber pattern center panel (standard)



Gloss black panel (optional)


SEAT MATERIALS



Standard fabric (Honeycomb pattern) (Black)



High grade fabric with stitches (Block pattern) (Black)



High grade fabric with stitches (Block pattern) (Warm Gray)



Leather (Black)

EXTERIOR COLORS



Cool Silver Metallic [A31]



Lightning Blue Metallic [D06]



Red Metallic [P26]



Titanium Gray Metallic [U17]



White Solid [W37]



Black Mica [X42]

EXTERIOR AND INTERIOR COLOR COMBINATIONS

Model		GLX
Seat materials and colors	Standard fabric (Honeycomb pattern) (Black)	■
	High grade fabric with stitches (Block pattern) (Black or Warm Gray)	□
	Leather (Black)	□
Exterior colors	Cool Silver Metallic [A31]	■
	Lightning Blue Metallic [D06]	■
	Red Metallic [P26]	■
	Titanium Gray Metallic [U17]	■
	White Solid [W37]	■
	Black Mica [X42]	■

■ : Standard □ : Optional

Note: Colors shown may differ slightly from actual colors due to printing process. Please consult your local Mitsubishi dealer/distributor for actual colors.