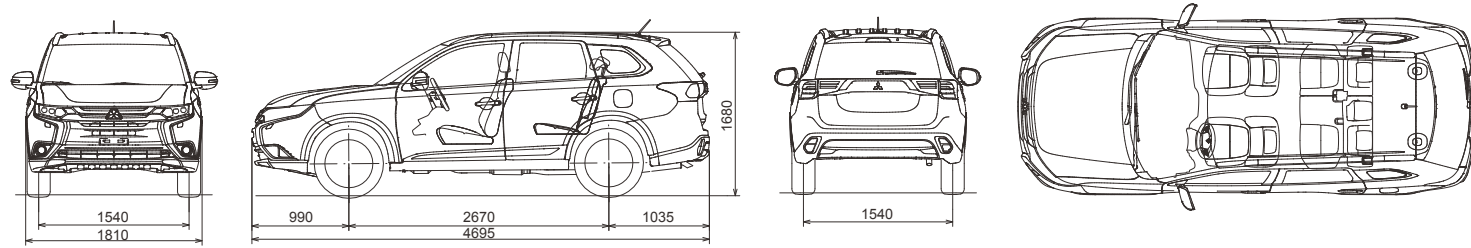
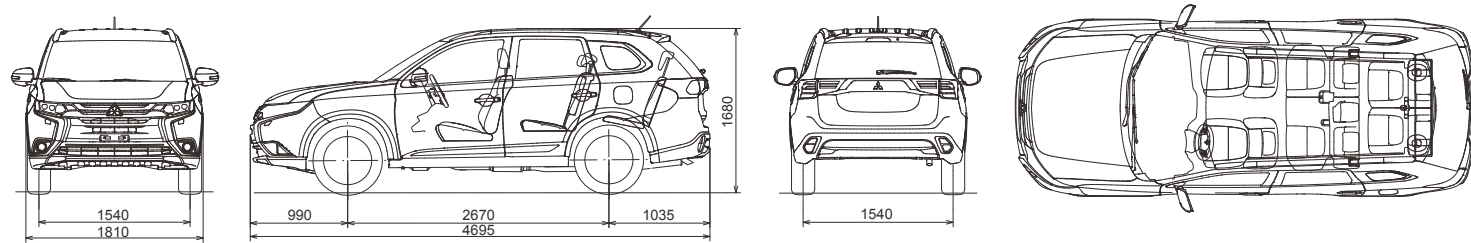


## DIMENSIONAL VIEWS

### 5-SEATER



### 7-SEATER



All measurements in millimeters.

# OUTLANDER



### MiEV Facebook Page

This facebook page introduces latest MiEV (Mitsubishi innovative Electric Vehicle) activities, hot news, and voice from fans and owners. The MiEV supporters mark represents the fans who support and participate in MiEV activities, so join the club to be a part of the fun and excitement. Check us out on facebook on the right.



[www.facebook.com/iMiEV.official](http://www.facebook.com/iMiEV.official)



**MITSUBISHI MOTORS**  
[www.mitsubishi-motors.com](http://www.mitsubishi-motors.com)

©2015 – 2016 Mitsubishi Motors Corporation. All rights reserved.  
Gc/E38C82May.15T Printed in Japan



The paper used in this catalogue has been certified by the FSC™ (Forest Stewardship Council™) as having been produced through a 'chain of custody' system of forestry management, tracking and production oversight that ensures responsible consideration for the earth's ecosystem. Mitsubishi Motors has adopted the combined use of FSC-certified paper and recycled paper in our efforts to reduce CO<sub>2</sub> emissions and promote more efficient use of natural resources. In this way, we hope to contribute to greater protection of the environment.

[www.new-outlander.com](http://www.new-outlander.com)

**MITSUBISHI MOTORS**  
Drive@earth





4WD GLS with optional equipment / BLACK PEARL (X42)

## TAME THE CITY

Master urban motoring in the newly refined OUTLANDER. Agile handling and spirited response put you in total control, while quiet riding comfort brings out the pleasure of city driving. Wherever you roam, you'll feel refreshed in the new OUTLANDER.





Left: 4WD GLS with optional equipment / QUARTZ BROWN METALLIC (C06)  
Right: 4WD GLS with optional equipment / WHITE PEARL (W13)

## DYNAMIC NEW STYLING

Introducing a powerful and dynamic new look for Mitsubishi Motors SUVs that boldly proclaims incomparable refinement, robustness and road performance. From assertive face to attractive tail, the new OUTLANDER expresses the promise of unparalleled SUV driving pleasure.





4WD GLS with optional equipment / ORIENT RED METALLIC (P26)

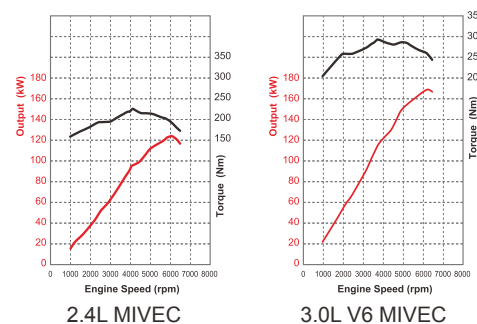
## SPIRITED PERFORMANCE

The OUTLANDER delivers the high performance you demand of a rugged SUV, including powerful acceleration and responsive roadhandling. Wherever you travel, you'll enjoy next-generation SUV advantages while also minimizing environmental impact through high fuel efficiency and low CO<sub>2</sub> emissions.

### ENGINES

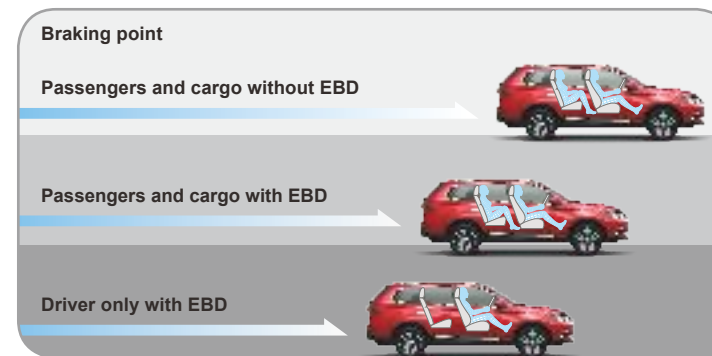
Power the OUTLANDER with your choice of two clean and efficient engines — 2.4-liter MIVEC\* or 3.0-liter V6 MIVEC. The MIVEC DOHC engines are both extremely responsive and fuel efficient, while the high-displacement V6 engine supplies supremely powerful acceleration even when carrying heavy loads or traveling up mountainsides.

\* MIVEC (Mitsubishi Innovative Valve timing Electronic Control system)



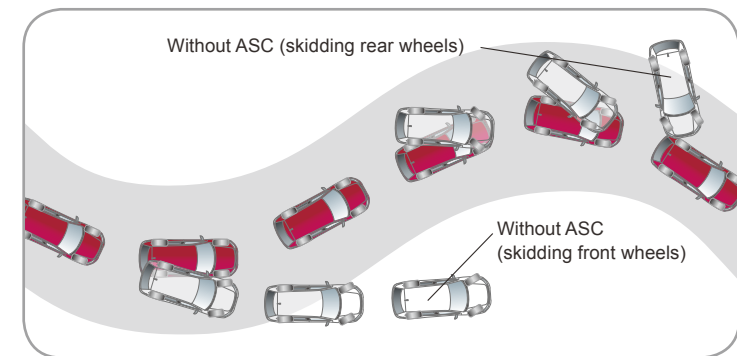
### NEW CVT

The new-generation CVT (Continuously Variable Transmission) offers smoother, more satisfying response in all driving conditions as well as quicker response during partial acceleration. Reduced friction-induced torque loss contributes to higher fuel economy.



### ABS WITH EBD

The OUTLANDER's ABS gives you the ability to suddenly maneuver safely around obstacles as you slow down. EBD (Electronic Brake-force Distribution) assists by applying additional force to the rear brakes as needed, enabling quicker stops even when carrying passengers and heavy loads.



### ACTIVE STABILITY CONTROL (ASC)

If wheels lose their grip on slippery surfaces or while turning, ASC automatically adjusts engine output and applies braking force at the appropriate wheels to help maintain control and prevent skidding.

### ELECTRONICALLY CONTROLLED 4WD

Electronically controlled 4WD offers incredible traction and stability even in challenging terrain by optimally combining with Active Stability Control (ASC). The Drive Mode Selector lets you easily select the most appropriate drive mode when desired: 4WD ECO mode for maximum economy, 4WD AUTO mode for normal driving conditions, or 4WD LOCK mode for rough terrain.



### PADDLE SHIFT

Sporty paddle shifters let you smoothly and electronically shift gears without removing your hand from the steering wheel.



### CRUISE CONTROL

Vehicle speed is automatically maintained without keeping your foot on the accelerator pedal, allowing more relaxed driving on extended journeys. Pressing the brake pedal disengages the system.





4WD GLS shown with optional equipment / Beige leather interior

## REFRESHING SILENCE AND QUALITY

Driving the OUTLANDER is a pleasurable experience heightened by quick, responsive handling and high-quality craftsmanship. The ride is also extremely quiet thanks to 33 enhancements in NVH reduction that lower engine, road and wind noise. From solid-closing doors to refined seating and instrument panel, every detail contributes to your traveling joy.





4WD GLS shown with optional equipment / Beige leather interior

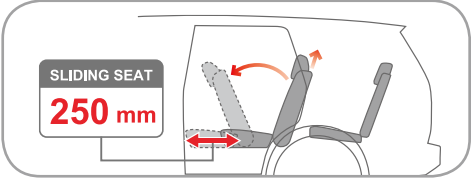
## LIBERATING SPACE AND COMFORT

The OUTLANDER surrounds you and your passengers with comfort. Even the longest journeys are refreshing thanks to generous cabin space, comfortable seating that accommodates up to seven occupants and premium quality materials including genuine leather. The rear seating can be flexibly arranged to meet changing needs.



### SEATING ARRANGEMENT

It's easy to flexibly arrange the second and third-row seats to carry almost any combination of passengers and luggage. You can even fold down all rear seatbacks to create an extremely large and flat luggage area.



A second-row seat sliding function provides easy access to the third-row seats.



### COMFORTABLE THIRD ROW SEATS

Padding and springs in the third-row seat cushions contribute to riding comfort. You can recline the seatbacks to any of four settings.

Note: Equipment may vary by market. Please consult your local Mitsubishi Motors dealer/distributor for details.








## REASSURING PEACE OF MIND

Driving is more pleasurable when you have peace of mind. In the OUTLANDER, you can be confident that sophisticated safety measures are in place to protect you and your passengers. These measures include a highly protective RISE (Reinforced Impact Safety Evolution) body, seven SRS airbags, and intelligent electronic functions that help prevent frontal collisions.

### ADAPTIVE CRUISE CONTROL SYSTEM (ACC)




<p><b>No vehicle in front</b></p>  <p>Your selected speed is maintained even if you remove your foot from the accelerator pedal.</p>	<p><b>Vehicle in front</b></p>  <p>Your selected distance between vehicles is maintained.</p>	<p><b>Vehicle in front (slowing/stopping)</b></p>  <p>When the vehicle in front slows or stops, ACC slows or stops your vehicle.</p>
---	--	---



ACC indication on multi-information display

### FORWARD COLLISION MITIGATION SYSTEM (FCM)

Helps prevent a frontal collision or reduce damage if the collision becomes unavoidable.

<p><b>Danger of collision</b></p>  <p>Warning + braking assistance</p>	<p><b>High danger of collision</b></p>  <p>Warning + auto braking</p>	<p><b>Extremely high danger of collision</b></p>  <p>Warning + strong auto braking</p>
---	--	---



FCM indication on multi-information display

**Note:**  
 The detection and control capabilities of ACC and FCM are supplemental only. Please drive safely and never rely solely on these functions while driving. ACC and FCM may not activate in some situations. Please read the operation manual carefully and be aware of these limitations. ACC and FCM operate when a vehicle or other obstruction is in front of your vehicle. These functions are not designed to detect motorcycles or pedestrians, but may detect them and activate in some situations. If you have any questions, please consult your local Mitsubishi Motors dealer/distributor for details.

### HILL START ASSIST (HSA)

When starting on a steep slope, HSA helps prevent you from rolling backwards while you release the brake by maintaining the braking force for up to two seconds until the accelerator is applied.



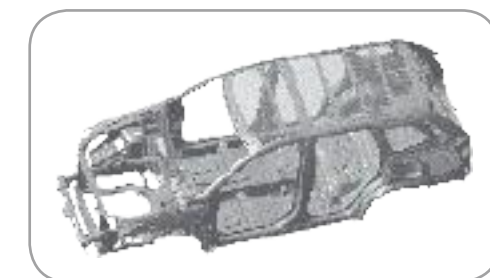
<p><b>With Hill Start Assist</b></p> 	<p><b>Without Hill Start Assist</b></p> 
--	---



Image of airbag deployment

### 7 SRS AIRBAGS

In the event of a collision, seven SRS airbags help protect you and your passengers by absorbing the force of impact. The system includes front airbags, side airbags, curtain airbags and a driver's knee airbag.



### RISE BODY

Collision safety performance is significantly enhanced by Mitsubishi Motors' RISE (Reinforced Impact Safety Evolution) body, which efficiently absorbs energy and maintains high cabin integrity in the event of a collision.

4WD GLS with optional equipment / TITANIUM GRAY METALLIC (U17)



## FEATURE HIGHLIGHTS



### MITSUBISHI MULTI COMMUNICATION SYSTEM (MMCS)

The multifunctional navigation system clearly displays navigation and music functions on a big touch panel display with easy-to-use interface. Images from the rear-view camera can also be displayed to enhance driving safety.



EASY-TO-SELECT MENU



3D CITY (PALM JUMEIRAH)



3D LANDMARK (GRAND MOSQUE)



MOTORWAY MODE



### REAR VIEW MONITOR / CAMERA

The monitor displays lines showing the approximate course of the car as well as a view behind the car.



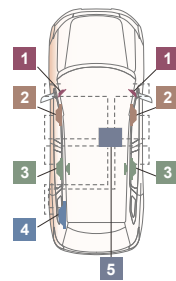
### USB PORT & 12V POWER OUTLETS

These amenities are conveniently located within the center floor console, allowing easy access once you open the lid.



### ROCKFORD FOSGATE® PREMIUM SOUND SYSTEM

Featuring numerous functions such as a refurbished sound system and nine speakers which have been tuned perfectly. Enjoy high-quality sound which vastly exceeds conventional audio systems.



- 1 3.5cm soft dome tweeter
- 2 16cm polypropylene cone speaker
- 3 16cm polypropylene coaxial 2-way speaker
- 4 25cm subwoofer
- 5 710W 8-channel high-power amplifier



### 1CD AUDIO

A quality tuner/CD player and USB port on the floor console enable easy connection with an iPod or other audio player for charging or listening pleasure.



### COLOR LCD MULTI-INFORMATION DISPLAY

The large, 4.2-inch liquid crystal multi-information display in the center of the meter panel is extremely easy to read. It keeps you clearly informed of various useful information on vehicle status, your trip, external temperatures, the ECO drive assist system and more.



### KEYLESS OPERATION SYSTEM

While carrying the key, you can press a button on the outside of either front door or the tailgate to lock or unlock all the doors and tailgate, or press the engine switch in the cockpit to start the engine.

## FEATURE HIGHLIGHTS



### ELECTRIC TAILGATE

You can raise or lower the tailgate electronically, without exiting the vehicle, by simply pressing a switch near the driver's seat.



### TONNEAU COVER

The cover protects your rear cargo from the sun and prying eyes.



ANTI-TRAPPING ELECTRIC SUNROOF



RAIN SENSOR



LUGGAGE FLOOR BOX



LED HEADLAMPS WITH LED DAYTIME RUNNING LAMPS



AUTO DIMMING REARVIEW MIRROR



### DUAL-ZONE AUTOMATIC CLIMATE CONTROL AIR CONDITIONER

The powerful air conditioning system provides separate temperature settings for the driver and front passenger.



18" ALLOY WHEEL



16" ALLOY WHEEL



16" FULL WHEEL COVER



EQUIPMENT LEVEL

GLX

4WD 2.4L



5-SEATER



7-SEATER

Key features

- 16-inch full wheel covers with 215/70R16 tires
- Black outer door handles
- Power windows
- Color-keyed power door mirrors with side turn lamps
- Radiator grille (chrome, silver)
- Rear bumper (color-keyed)
- Roof rails (silver) (optional)
- Front skid plate (silver)
- Rear skid plate (silver)
- Door garnish (material color, silver)
- Wheel arch garnish
- LED rear combination lamps
- Laminated green windshield
- Tempered green glass (all windows except windshield)
- Driver's and front passenger's SRS front airbags
- Power steering with tilt and telescopic-adjustable steering column

- Urethane steering wheel and shift knob
- Sliding and reclining driver's seat with height adjustment
- Sliding and reclining front passenger's seat with seatback pocket
- Reclining 60:40 split 2nd row seats with center armrest and cup holder
- 3-point ELR seatbelts x 7 and 2nd row ALR x 2 (7-seater only)
- Front pretensioners with force limiters
- Keyless entry system with two transmitters
- Electric tailgate (optional)
- Sunroof (optional)
- Fully automatic air conditioner
- AM/FM radio and CD player with 6 speakers (including 2 tweeters)
- Mitsubishi Multi Communication System (MMCS) (optional)

- Keyless Operation System (KOS) with engine start switch (optional)
- Rockford Fosgate® premium sound system with display audio and rear view camera (optional)
- USB port
- Halogen headlamps with headlamp leveling device and LED daytime running lamps
- LED headlamps with auto leveling device and LED daytime running lamps (optional)
- Front fog lamps (reflector type) (optional)
- Headlamp washers (optional)
- High-mount stop lamp on tailgate
- Windshield intermittent (variable) wipers with washer
- Auto rain sensor (optional)
- Rear intermittent wiper and washer
- Cruise control (optional)

EQUIPMENT LEVEL

GLS

4WD 3.0L



7-SEATER



Key features (in addition to GLX features)

- 18-inch alloy wheels with 225/55R18 tires
- Forward Collision Mitigation (FCM) system (optional)
- Adaptive Cruise Control (ACC) system (optional)
- Color-keyed outer door handles
- Leather-wrapped steering wheel and shift knob
- Paddle shifters, audio switch and cruise control switch on steering wheel
- Split sliding feature on 2nd row seats with walk-in system\*
- Separate reclining 3rd row seats with fold and stow feature\*
- 3rd row 3-point ELR seatbelts x 2\*
- Chrome inner door handles
- High-contrast backlit meters and gauges
- Tonneau cover
- Dual-zone automatic climate control air conditioner

- Front fog lamps (reflector type)
- Cruise control

\* Also standard on GLX 7-seater model



## EXTERIOR COLORS



COOL SILVER METALLIC (A31)



QUARTZ BROWN METALLIC (C06)



ORIENT RED METALLIC (P26)



COSMIC BLUE METALLIC (D14)



TITANIUM GRAY METALLIC (U17)



WHITE PEARL (W13)




WHITE SOLID (W37)



BLACK PEARL (X42)

## SEAT MATERIALS



Beige fabric with stitches



Beige leather with stitches

Note: Equipment may vary by market. Please consult your local Mitsubishi Motors dealer/distributor for details.

## EXTERIOR COLORS & SEAT MATERIALS

■ Available

Grade		GLX		GLS
Engine		2.4L		3.0L
Wheel drive		4WD		
Transmission		CVT		6AT
Seating		5	7	
Model code		GF3WXTSHZLW	GF3WXTMHZLW	GF4WXLXYZLW
Interior trim code	Basic color	Beige	Beige	Beige
	Fabric with stitches	41Y	42Y	43Y
	Leather with stitches (K03)	41K	42K	43K
<b>Exterior trim code</b>	<b>Color</b>	<b>Availability</b>		
A31	Cool Silver Metallic	■	■	■
C06	Quartz Brown Metallic	■	■	■
D14	Cosmic Blue Metallic	■	■	■
P26	Orient Red Metallic	■	■	■
U17	Titanium Gray Metallic	■	■	■
W13	White Pearl	■	■	■
W37	White Solid	■	■	■
X42	Black Pearl	■	■	■

Note: Colors shown may differ slightly from actual colors due to printing process. Please consult your local Mitsubishi Motors dealer/distributor for actual colors.

## GENUINE ACCESSORIES



Note: Equipment and accessories may vary by market (and may vary from those shown or change without notice). Please consult your local Mitsubishi Motors dealer/distributor for details.



## STANDARD & OPTIONAL EQUIPMENT

■ Standard □ Optional – Not available

Grade			GLX	GLS	
Engine			2.4L	3.0L	
Model code			4B12	6B31	
Transmission			CVT	6AT	
Seating			5	7	
<b>Drivetrain and Chassis</b>	Drivetrain	Electronically controlled 4WD (4WD auto / 4WD eco / 4WD lock)	■	■	
	Suspensions	Front	MacPherson strut with coil springs and stabilizer bar	■	■
		Rear	Multi link with coil springs and stabilizer bar	■	■
	Tires and wheels	215/70R16 + 16" full wheel covers		■	■
		16" alloy wheels		□	□
		225/55R18 + 18" alloy wheels		□	□
	Spare	215/70R16 + 16" steel wheel		■	■
		16" alloy wheel		□	□
		225/55R18 + 18" alloy wheel		□	□
	Brakes	4ABS + EBD		■	■
		Brake override system		■	■
		Front	Ventilated discs	■	■
	Other	Rear	Discs	■	■
		Cruise control		□	□
		Shift lock with key inter-lock		■	■
<b>Exterior</b>	Bumpers	Front bumper (color-keyed)	■	■	
		Rear bumper (color-keyed)	■	■	
		Front skid plate (silver)	■	■	
		Rear skid plate (silver)	■	■	
	Radiator grille	Radiator grille (chrome, silver)		■	■
	Door	Outer door handles (black)		■	■
		Outer door handles (color-keyed)		□	□
		Outer door handles (chrome)		□	□
		Power windows (front and rear doors, driver auto up and down)		■	■
		Electric tailgate		□	□
	Door mirrors	Power door mirrors (color-keyed) with side turn lamps		■	■
	Glass	Windshield - Laminated green with sound proof		■	■
		Front, rear door and quarter - Tempered green		■	■
		Rear window - Tempered green with hot wire and timer		■	■
	Moldings	Belt-line molding (black)		■	■
Belt-line molding (chrome)		□	□		
Other	Tail pipe (single)		■	■	
	Tailgate garnish (color-keyed, chrome)		■	■	
	Door garnish (material color, silver)		■	■	
	Side sill garnish (material color)		■	■	
	Scuff plate		■	■	
	Roof rails (silver)		□	□	
	Wheel arch garnish		■	■	
Ornaments and badges	"OUTLANDER" mark on rear left side		■	■	
	4WD decal on rear right side		■	■	
<b>Safety and Security</b>	Security	Immobilizer		■	■
		Theft protection devices - Door and hood opening detection - Alarm: Horn, extra horn, side indicator		■	■
	Airbags	Driver's and front passenger's SRS front airbags		■	■
		Driver's and front passenger's SRS side airbags & SRS curtain airbags, driver's SRS knee airbag, retractable assist grip x 4		□	□
	Seatbelts	Front	3-point belt with ELR x 2	■	■
			Adjustable type belt anchor	■	■
			Pretensioners (driver x 1, front passenger x 1) with force limiters	■	■
		2nd row	3-point belt with ELR and ALR x 2, 3-point belt with ELR x 1		■
	3rd row	3-point belt with ELR x 2		–	■
	Other	Active Stability Control (ASC), Hill Start Assist (HSA), Brake Assist		□	□
Forward Collision Mitigation (FCM), Adaptive Cruise Control (ACC)		–	□		
Reverse warning		□	□		

## STANDARD & OPTIONAL EQUIPMENT

■ Standard □ Optional – Not available

Grade			GLX	GLS		
Engine			2.4L	3.0L		
Model code			4B12	6B31		
Transmission			CVT	6AT		
Seating			5	7		
<b>Interior</b>	Steering and shift knob	Electric power steering	■	■		
		Tilt and telescopic adjustment	■	■		
		Urethane steering wheel (with silver accent) and shift knob	■	■		
		Leather steering wheel (with glossy black paint & chrome accent) and shift knob	□	□		
		Paddle shifters	□	□		
		Audio switch	□	□		
		Cruise control switch	□	□		
		Hands-free module and switch	□	□		
		Lever-type parking brake with chrome release switch	■	■		
		Seats	Material	Fabric with stitches	■	■
	Leather with stitches			□	□	
	Driver		Sliding, reclining and seat height adjustment	■	■	
			Power seat adjuster on leather seat	□	□	
			Seat heater on leather seat	□	□	
	Front Passenger		Sliding and reclining	■	■	
			With seatback pocket	■	■	
			Seat heater on leather seat	□	□	
	2nd row		Separate type with center armrest and cupholder	■	■	
			Reclining	■	■	
		Split slide	–	■		
		Double action folding	■	■		
		Walk-in system	–	■		
	3rd row	Separate type	–	■		
		Reclining	–	■		
		Fold and stow feature	–	■		
	Other	ISO-FIX child restraint seat anchor x 2		■	■	
		Front	Height adjustable - 2 pieces		■	■
		2nd row	3 pieces		■	■
	Door trims	Type	Foam type with cloth insert	■	■	
			Door trim panel (silver painted)	■	■	
		Upper	Soft type (front)		■	■
			Front	With molded door pocket and bottle holder		■
		Rear	With molded door pocket and bottle holder		■	■
			Inner door handles (material color)		■	■
		Door	Inner door handles (chrome)		□	□
			Center door locking system		■	■
		Locking system	Child proof		■	■
			Keyless entry with 2 transmitters		■	■
	Keyless Operation System (with engine start switch)		□	□		
	Tailgate opener (electric type)		■	■		
	Fuel lid opener		■	■		
	Ignition key cylinder with illumination		■	■		
	Sunroof		□	□		
	Roof	Sunglass pocket		□	□	
		Knitted fabric headlining		■	■	
Sun visor with vanity mirror, lamp, lid and ticket holder x 2		■	■			
Day and night rear view mirror		■	■			
Auto dimming rearview mirror		□	□			
Retractable assist grip x 3		■	■			
Coat hanger x 1		■	■			
Carpet	Floor carpet (needle punch)		■	■		
	Cargo floor carpet (needle punch)		■	■		



## STANDARD & OPTIONAL EQUIPMENT

■ Standard □ Optional — Not available

Grade			GLX	GLS	
Engine			2.4L	3.0L	
Model code			4B12	6B31	
Transmission			CVT	6AT	
Seating			5	7	
Interior	Instrument panel	Soft type on upper surface (black)	■	■	
		Black plywood printed instrument accent panel and door trim accent panel	□	□	
		Combination meter cluster & multi-information display (mono-color liquid crystal display)	■	■	
		High-contrast combination meter cluster & multi-information display (color liquid crystal display)	□	□	
		Rheostat	■	■	
		Glove box with lamp	■	■	
		Ashtray	■	■	
		Accessory socket in floor console box	■	■	
		Cigarette lighter on instrument panel	■	■	
		Floor console	Large type floor console with armrest	■	■
	Cupholder for front seat		■	■	
	Shift indicator	Gear shift indicator panel (material black with silver ring)	■	■	
		Gear shift indicator panel (glossy black with silver ring)	□	□	
	Other	Head protection interior	■	■	
		Tonneau cover	□	□	
		Cargo room hook	■	■	
		Tailgate inside grip	■	■	
		Luggage floor box (only for 5-seat model)	□	□	
		Tool set (simple set) and jack set	■	■	
	Upgraded silence			□	□
Air Conditioning and Audio	Air conditioning	Full automatic air conditioner	■	■	
		Dual-zone automatic climate control air conditioner	□	□	
		Air filter	■	■	
	Audio system	Wide 2-DIN AM/FM & CD audio system	■	■	
		Wide 2-DIN touch-panel display for audio (AM/FM & CD) and rear view camera	□	□	
		Rockford Fosgate audio system (AM/FM & CD) with wide 2-DIN touch-panel display for audio and rear view camera	□	□	
		AM/FM radio, CD/MP3	□	□	
		Mitsubishi Multi Communication System (MMCS)	□	□	
		Navigation system, Rear view monitor	□	□	
		AM/FM radio, CD/MP3	□	□	
Rockford Fosgate audio system (AM/FM & CD) with Mitsubishi Multi Communication System (MMCS)	□	□			
Speakers and antenna	6 speakers (2 tweeters)	■	■		
	Roof antenna (fixed type)	■	■		
Electrical	Exterior lamps	Halogen headlamps with headlamp leveling device and LED daytime running lamps	■	■	
		LED headlamps with auto leveling device and LED daytime running lamps	□	□	
		Headlamp washers	□	□	
		Front fog lamps (reflector type)	□	□	
		High-mount stop lamp on tailgate	■	■	
		LED rear combination lamps	■	■	
	Interior lamps	Front	Front room lamp with map lamp	■	■
		Rear	Rear room lamp	■	■
		Cargo	Cargo room lamp	■	■
		Wipers	Front	Windshield intermittent (variable) wipers with washer	■
	Rear	Auto rain-sensing variable intermittent windshield wipers with intelligent washers and auto lighting control	□	□	
	Rear	Rear intermittent wiper and washer	■	■	

## TECHNICAL SPECIFICATIONS

Grade		GLX	GLS
Engine		2.4L	3.0L
Wheel drive		4WD	
Transmission		CVT	6AT
Seating		5	7
Model code		GF3WXTSHZLW	GF3WXTMHZLW
GF4WXLXYZLW			
<b>Dimensions and weights</b>			
Overall length	mm	4695	
Overall width	mm	1810	
Overall height	Without roof rail	1680	
	With roof rail	1680	
Wheelbase	mm	2670	
Track	Front	1540	
	Rear	1540	
Ground clearance (unladen)	mm	190	215
Curb weight	Total	1500	1585
	Front	860	910
	Rear	640	675
Gross vehicle weight	kg	2210	2270
Gross axle weight	Front	1150	
	Rear	1250	
Seating capacity	persons	5	7
<b>Performance</b>			
Max. speed	km/h	198	205
Acceleration	0-100 km/h	10.2	8.7
	120-140 km/h	6.6	4.8
	0-400 m	17.5	16.5
Min. turning radius	m	5.3	
<b>Engine</b>			
Type (code)		DOHC MIVEC (4B12)	SOHC MIVEC (6B31)
Fuel type / octane		Unleaded / RON 90 and over	Unleaded / RON 95 and over
Total displacement	cc	2360	2998
Bore x stroke	mm	88.0 x 97.0	87.6 x 82.9
Compression ratio		10.5	
Max. output (EEC net)	kW (PS)/rpm	123 (167)/6000	169 (230)/6250
Max. torque (EEC net)	N·m (kg-m)/rpm	222 (22.6)/4100	292 (29.8)/3750
<b>Fuel system</b>			
Fuel supply system		Electronically Controlled Injection	
Fuel tank capacity	liters	60	
<b>Electrical system</b>			
Alternator	V-Ah	12-105	12-120
Starter	V-kW	12-1.3	12-1.4
<b>Transmission</b>			
Type		CVT	6AT
Gear ratio	D range	2.631-0.378	
	1st	—	
	2nd	—	
	3rd	—	
	4th	—	
	5th	—	
	6th	—	
	Reverse	1.960	
Final	6.026		
<b>Steering</b>			
Type		Rack and pinion (electric power assisted)	
<b>Suspensions</b>			
Front		MacPherson strut with coil springs and stabilizer bar	
Rear		Multi link with coil springs and stabilizer bar	
<b>Brakes</b>			
Front		Ventilated discs	
Rear		Discs	
Brake booster		10" vacuum booster	
<b>Tires and wheels</b>			
Tires (front and rear)	Standard	215/70R16	225/55R18
	Optional	225/55R18	—
Wheels (front and rear)	Standard	16" x 6.5J steel	18" x 7.0J alloy
	Optional	18" x 7.0J alloy 16" x 6.5J alloy	—
Spare tire	Standard	215/70R16	225/55R18
	Optional	225/55R18	—
Spare wheel	Standard	16" x 6.5J steel	18" x 7.0J alloy
	Optional	18" x 7.0J alloy 16" x 6.5J alloy	—