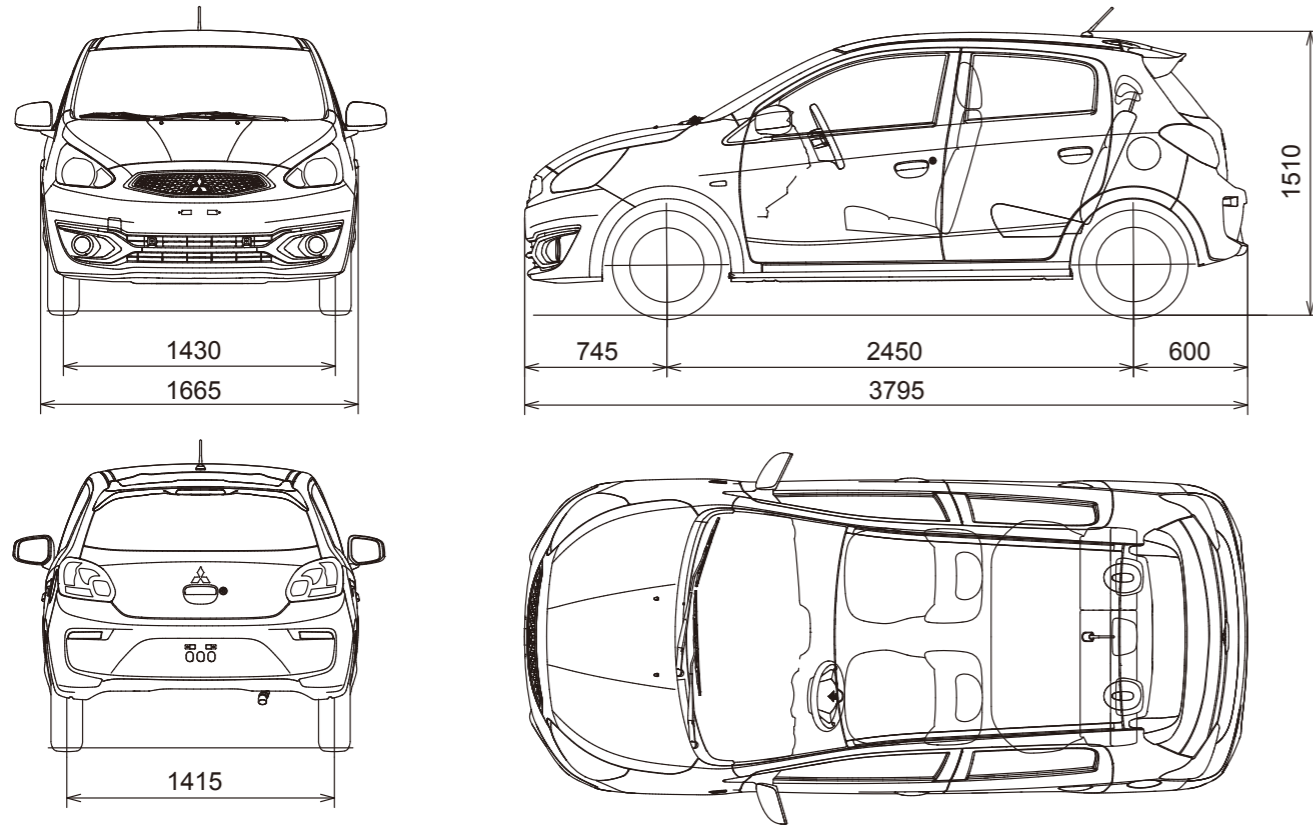


DIMENSIONAL VIEWS



Note: Roof spoiler with high-mount stop lamp (LED), front separate low back seats and upgraded rear seat package are optional.

All measurements in millimeters



MIRAGE



MITSUBISHI MOTORS
Official Facebook Page 
www.facebook.com/MitsubishiMotors.en

 **MITSUBISHI MOTORS**
www.mitsubishi-motors.com

©2016 – 2017 Mitsubishi Motors Corporation. All rights reserved.
Gc/ME14C37Mar.16T Printed in Japan

www.new-mirage.com



DISCOVER MORE OF LIFE'S LITTLE JOYS

Start every day fresh with spirited styling that inspires you to explore new horizons and lively response that puts a smile on your face. You'll also enjoy the smooth, comfortable ride, exceptionally stable handling and eco-friendly performance. It's the perfect, well-mannered travel companion.

Note: Equipment may vary by market. Please consult your local Mitsubishi Motors dealer/distributor for details.

1.2-liter MIVEC GLX shown with optional equipment / Wine Red Pearl [P57]



EXPRESS YOUR FREEDOM AND STYLE

Dynamically styled from handsome face to expressive sides and contoured tail, the streamlined body blends refinement with athletic good looks to enhance the pleasure of confident motoring.

1.2-liter MIVEC GLX shown with optional equipment / Titanium Gray Metallic [U17]

Note: Equipment may vary by market. Please consult your local Mitsubishi Motors dealer/distributor for details.



1.2-liter MIVEC GLX shown with optional equipment / Fabric seats (Black and Ivory)

EMBRACE EVERY JOURNEY IN COMFORT

Step inside the cabin and discover refreshing driving pleasure. Comfort is enhanced by refined styling, ample spaciousness, clear visibility, high-quality amenities and a driver's seat with height adjustable seat cushion and headrest.





1.2-liter MIVEC GLX shown with optional equipment / Sunrise Orange Metallic [M09]

EXCITE YOUR SENSES RESPONSIBLY

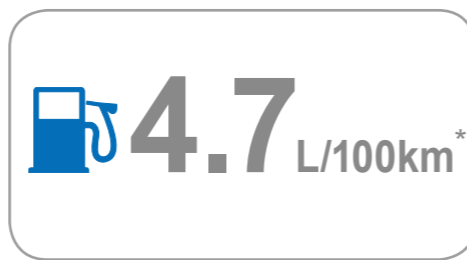
Driving becomes a joy because both spirited performance and high fuel efficiency are delivered in full. Whether commuting to work, shopping in the city or traveling through the countryside, you'll enjoy sporty handling that is exceptionally stable, quick acceleration in response to your command and agile maneuverability that makes parking and sharp turns a breeze.



1.2-LITER DOHC 12-VALVE MIVEC ENGINE

Relish the power of a highly responsive 1.2-liter DOHC 12-valve MIVEC* engine that delivers an ample maximum output of 57 kW (78 PS) at 6,000 rpm and practical maximum torque of 100 N·m (10.2 kg·m) at 4,000 rpm.

* Mitsubishi Innovative Valve timing Electronic Control system



CLASS-LEADING FUEL EFFICIENCY

Traveling is especially affordable and eco-friendly. You'll enjoy longer drives with fewer petrol stops, thanks to class-leading fuel efficiency.

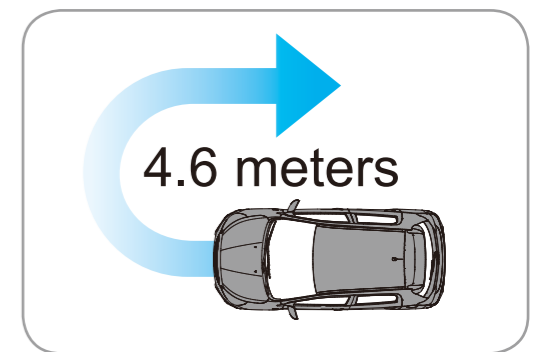
* Fuel consumption when equipped with 14" tires. According to internal test results using EU Combined cycle.



SMOOTH AERODYNAMIC DESIGN

The streamlined body smoothly slips through the wind with a class-leading drag coefficient of $C_D=0.30^*$ that lowers wind noise and CO₂ emissions while raising fuel efficiency and high-speed stability.

* According to internal test results.



A MINIMUM TURNING RADIUS AMONG THE SMALLEST IN ITS CLASS

The tight turning radius contributes to excellent handling and makes driving easy for anyone, at any age.



INVECS-III CVT

The INVECS-III* CVT wide-ratio transmission maintains optimal rpm for high performance and fuel economy. You'll enjoy smooth acceleration and deceleration, as well as efficiently selected gear ratios in all driving conditions. An illuminated indicator provides easy reading at a glance and the shift knob is leather-wrapped for your pleasure.

* Intelligent & Innovative Vehicle Electronic Control System III

CONVENIENCE

EQUIPMENT HIGHLIGHTS

The cockpit surrounds you with convenient amenities. Whether storing personal items or adjusting the temperature, music or seats, you'll find every detail is designed to enhance the user experience.



SEMI-HIGH-CONTRAST COMBINATION METER WITH CHROME SURROUNDS

The meters are large and easy to read with continuous illumination and a silver garnish to enhance your enjoyment. Adjustable brightness contributes to easy reading at a glance in any lighting.

* Actual appearance may vary.

GENERAL-PURPOSE MONITOR: MULTI-INFORMATION DISPLAY



Outer temperature / Frost alert



Meter illumination control



Driving range display



Average fuel consumption



Service reminder (in distance)



CD PLAYER WITH UNIQUE TYPE CENTER PANEL

This unique system includes a CD player and AM/FM radio.



1-DIN AUDIO WITH CD AND AM/FM RADIO

Mount the audio system of your choice in this center panel.



DOOR MIRROR WITH SIDE TURN LAMP



ELECTRIC ADJUSTABLE DOOR MIRRORS



TILT ADJUSTABLE STEERING COLUMN



GLOVE BOX AND TRAY



MANUAL AIR-CONDITIONING

Finely adjust air-conditioning with user-friendly controls.



AUDIO SYSTEM WITH CLOCK



FOLDABLE SPLIT BACK (60:40) BENCH SEAT



HANDS-FREE SYSTEM AND AUDIO CONTROLS

Convenient controls for the audio system and Bluetooth® hands-free mobile phone system are mounted on the steering wheel for easy-to-reach access.

Note: Bluetooth is a trademark of Bluetooth SIG, Inc.

Note: Equipment may vary by market. Please consult your local Mitsubishi Motors dealer/distributor for details.



USB PORT

Designed for easy connection with digital audio players, etc.



CONVENIENCE HOOK



CUP HOLDERS



FRONT DOOR POCKET WITH BOTTLE HOLDER



1.2-liter MIVEC GLX shown with optional equipment / White Pearl [W54]

SAFETY

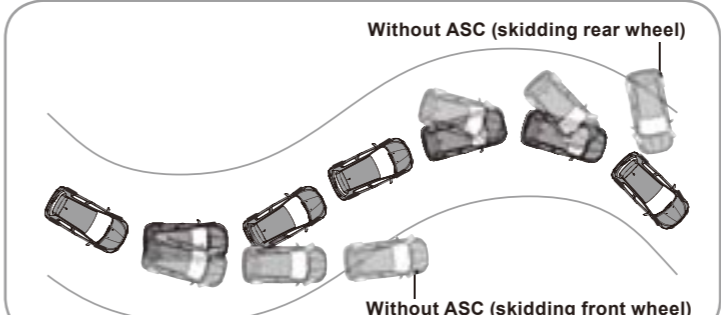
High tensile strength steel

- 980 MPa
- 590 MPa
- 440 MPa


RISE BODY
The body is extremely sturdy and lightweight, thanks to the generous use of high tensile strength steel plates that also contribute to a high level of collision safety.



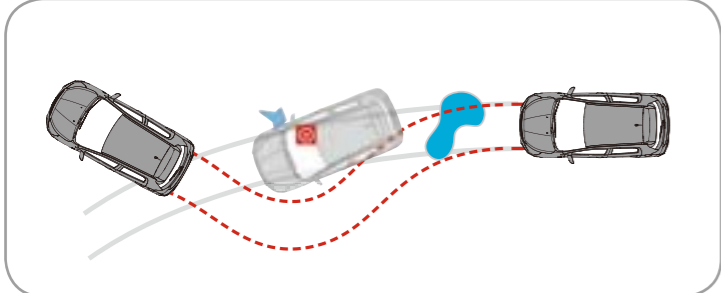
DRIVER AND PASSENGER SRS AIRBAGS
Front SRS airbags reduce collision impact, helping to curb injuries to the driver and front passenger in the event of a collision.



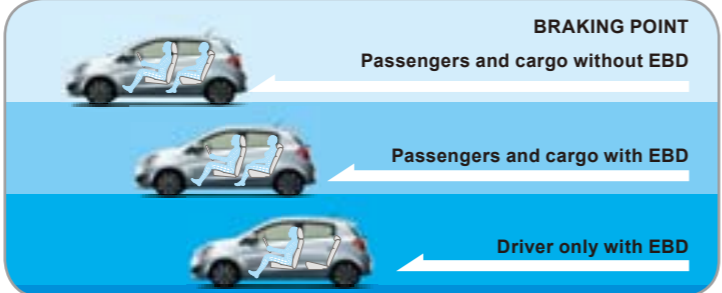
ACTIVE STABILITY CONTROL (ASC)
If wheels lose their grip on slippery surfaces or while turning, ASC automatically adjusts engine output and applies braking force at the appropriate wheels to help maintain control and prevent skidding.



HILL START ASSIST (HSA)
When starting on a steep slope, HSA helps prevent you from rolling backwards while you release the brake by maintaining the braking force for up to two seconds until the accelerator is applied.



4ABS
The four-wheel anti-lock brake system helps prevent the wheels from locking up during emergency braking so you can maintain greater steering control, even on slippery roads.



EBD
Electronic Brake-force Distribution distributes braking force to all four wheels to enhance braking performance.



PRETENSIONERS
Pretensioners automatically tighten the front seatbelts in the event of a collision to help restrain the driver and front passenger.



TIRE PRESSURE MONITORING SYSTEM (TPMS)
TPMS employs sensor-transmitters in the wheels to monitor tire pressure and illuminates a warning lamp on the combination meter cluster if one or more tires become significantly underinflated.



POWER WINDOW
The driver's side window can be raised or lowered with a single touch and features an anti-trap mechanism for safety.

Note: Equipment may vary by market. Please consult your local Mitsubishi Motors dealer/distributor for details.

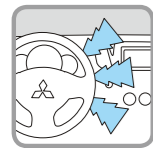
GLX



KEYLESS ENTRY SYSTEM

The keyless entry system lets you lock or unlock the doors and tailgate with the press of a keyless entry key. Two keys are provided for the convenience of couples.

ETACS (Electronic Time and Alarm Control System)



LANE CHANGE TURN SIGNAL SYSTEM

When changing lanes, you can lightly touch the turn signal lever to flash the turn signals three times. Flashing is also indicated on the instrument panel.




AUTO DOOR RELOCK SYSTEM

Within 30 seconds of pressing the unlock button from outside the car, this system will automatically relock all the doors if none have been opened.



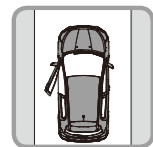
POWER WINDOW TIMER

Even after shutting off the engine, the power windows can be opened or closed for 30 seconds before opening the door.



AUTO SPEED ADJUSTABLE WIPERS

In the Timing mode, the window wipers operate normally at vehicle speeds below 60km/h and faster at higher vehicle speeds.



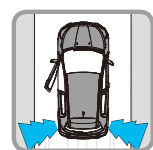
HEADLAMP AUTO OFF FUNCTION

After switching off the ignition and stepping out of the car, the headlamps automatically turn off to help conserve battery power.



AUTO REAR WIPE FUNCTION FOR REVERSE

When the rear wiper is set to the "INT" (intermittent) position, it automatically activates to improve rear visibility whenever you shift into reverse.



OPEN DOOR ALARM

An alarm sounds automatically if you start driving while a door remains partially or fully open.



INTERIOR LIGHT DELAY

After turning off the ignition, the interior light remains on for 15 seconds to allow scanning for possessions before exiting.



Key features

Standard:

- 165/65R14 tires + 14" steel wheels with wheel center caps
- Anti-lock Brake System (ABS) with Electronic Brake-force Distribution (EBD)
- Active Stability Control (ASC)
- Brake Assist
- Hill Start Assist (HSA)
- Tire Pressure Monitoring System (TPMS)
- SRS airbags (driver and front passenger)
- Immobilizer
- Halogen headlamps
- Color-keyed outer door handles and tailgate handle
- Color-keyed power door mirrors

- Front variable intermittent windshield wipers & washers
- Tilt column steering
- Urethane parking brake lever
- Tachometer
- Multi-information display
- Slide & reclining adjuster (driver & passenger)
- Foldable bench seat
- Passenger's side sunvisor
- Room lamp
- Windshield & side defroster
- Manual air-conditioning (3-dial type controller)
- Air filter

Optional, shown:

- 165/65R14 tires + 14" steel wheels with full wheel covers
- Speaker x 4 (on front & rear doors)
- 2-DIN center panel + 1-DIN AM/FM & CD player with 1-DIN box

Note: For a complete list of standard and optional equipment, please refer to pages 17 and 18.

EXTERIOR COLORS



WINE RED PEARL (P57)

NEW COLOR



SUNRISE ORANGE METALLIC (M09)

NEW COLOR



RED METALLIC (P19)



MEDIUM BLUE MICA (T69)



TITANIUM GRAY METALLIC (U17)



COOL SILVER METALLIC (A66)



BLACK MICA (X08)



WHITE PEARL (W54)



WHITE SOLID (W19)

INTERIOR COLOR

SEAT MATERIALS



Fabric (Ivory)



Fabric with stitches

■ Standard □ Optional

Grade		GLX	
Interior trim		Black & Ivory	
Seats		Black & Ivory	Black & Ivory with stitches
Exterior Color			
Wine Red Pearl	P57	■	□
Sunrise Orange Metallic	M09	■	□
Red Metallic	P19	■	□
Medium Blue Mica	T69	■	□
Titanium Gray Metallic	U17	■	□
Cool Silver Metallic	A66	■	□
Black Mica	X08	■	□
White Pearl	W54	■	□
White Solid	W19	■	□

Note: Colors shown may differ slightly from actual colors due to printing process.

Note: Equipment may vary by market. Please consult your local Mitsubishi Motors dealer/distributor for details.

TECHNICAL SPECIFICATIONS

Model	Grade Transmission Model code	GLX	
		CVT	A03AXTMHLW
Dimensions and Weights			
Overall length	mm		3,795
Overall width	mm		1,665
Overall height	mm		1,510
Wheelbase	mm		2,450
Ground clearance	mm		160
Curb weight (total)	kg		880
Gross vehicle weight (GVW)	kg		1,320
Seating capacity	persons		5
Performance			
Fuel consumption* [with 14" tires (15" tires)]	liter/100km		4.7 (4.9)
Max. speed**	km/h		167
Acceleration (0-100 km/h)**	sec.		13.8
Min. turning radius	m		4.6
Engine			
Type (code)		1.2-liter 12-valve 3-cylinder DOHC MIVEC (3A92)	
Total displacement	cc	1,193	
Max. output (EEC net)	kW (PS)/rpm	57 (78)/6,000	
Max. torque (EEC net)	N-m (kg-m)/rpm	100 (10.2)/4,000	
Fuel System			
Fuel supply system		ECI-MULTI (Electronic Controlled Injection – Multi Point Injection)	
Fuel tank capacity	liter	35	
Transmission			
Type		INVECS-III CVT	
Steering			
Type		Rack and pinion with electric power assist	
Suspensions			
Front		MacPherson strut suspension	
Rear		Torsion beam suspension	
Brakes			
Front		Ventilated discs	
Rear		Leading and trailing drums	
Tires			
Tires (front and rear)	Standard	165/65R14	
	Option	175/55R15	
Wheels (front and rear)	Standard	14" steel with center caps	
	Option	14" steel with full wheel covers / 15" alloy wheels	

* According to internal test results using EU Combined cycle.

** Measured by Mitsubishi Motors Corporation.

Note: These specifications are subject to change without notice. Please consult your local Mitsubishi Motors dealer/distributor for detailed specifications.

STANDARD & OPTIONAL EQUIPMENT

■ Standard □ Optional

Model	Grade		GLX	
	Engine	Transmission	1.2-liter MIVEC CVT	
Performance	Engine	1.2-liter 12-valve 3-cylinder DOHC MIVEC (3A92)	■	
	Transmission	INVECS-III CVT (continuously variable transmission)	■	
	Tires & wheels	165/65R14 tires + 14" steel wheels with wheel center caps	■	
		165/65R14 tires + 14" steel wheels with full wheel covers	□	
		175/55R15 tires + 15" alloy wheels	□	
Spare tire & wheel	165/65R14 tire + 14" steel wheel	■		
	175/55R15 tire + 15" alloy wheel	□		
Safety	Brakes	Front: Disc (ventilated) Rear: Drum (leading & trailing)	■	
		Anti-lock Brake System (ABS) with Electronic Brake-force Distribution (EBD)	■	
		Active Stability Control (ASC)	■	
		Brake Assist	■	
		Hill Start Assist (HSA)	■	
	SRS airbags	Driver & front passenger	■	
	Front seatbelts	3-point ELR seatbelt with single pretensioner (driver & passenger)	■	
	Rear seatbelts	3-point seatbelt with ELR x 2 + 2-point lapbelt x 1 (center)	■	
	Exterior lamps	Tailgate with high-mount stop lamp (bulb type)	■	
	Theft protection	Immobilizer	■	
	Other	Tire Pressure Monitoring System (TPMS)	■	
	Exterior	Bumpers	Front and rear: color-keyed	■
			Foglamp bezel on front bumper	□
			Front under grille (material black)	■
			Front under grille (chrome)	□
Headlamps		Bi-xenon HID headlamps with manual leveling and LED position lamps	□	
		Halogen headlamps	■	
Fog lamps		Front fog lamps	□	
		Rear fog lamp on rear combination lamp (driver's side)	■	
Glass		Laminated windshield glass	■	
		Tempered front & rear door window glass	■	
Front wipers		Variable intermittent windshield wipers & washers	■	
		Rear wiper	Intermittent wiper & washer	□
Doors		Color-keyed outer door handles	■	
		Black door sash	□	
Door mirrors		Color-keyed power door mirrors	■	
	Color-keyed power door mirrors with side turn lamp	□		
Molding	Roof molding (black)	■		
Tailgate	Color-keyed tailgate handle	■		
	LED rear combination lamps	□		
Other	Roof spoiler with high-mount stop lamp (LED)	□		
Cockpit	Steering & shift knob	Electric power steering	■	
		Tilt column steering	■	
		Shift lock with key interlock	■	
		3-spoke urethane steering wheel with bezel	■	
		3-spoke leather wrapped steering wheel with piano black & chrome decoration	□	
		Urethane gearshift knob	■	
		Leather wrapped gearshift knob	□	
		Urethane parking brake lever	■	
		Instrument panel	Combination meter	■
			Semi-high contrast combination meter with chrome surrounds	□
	Tachometer		■	
	Gear shift indicator panel with illumination: silver		■	
	Gear shift indicator panel with illumination: piano black		□	
	Multi-information display	Service reminder, Trip computer – driving range & average fuel consumption, illumination control, etc.	■	
	Seats	Seat materials	Fabric	■
Fabric with stitches			□	
Front seats		Separate, high back seats	■	
		Separate, low back seats	□	
Headrests		Driver and passenger	□	
		Driver's seat	Slide & reclining adjuster	■
Passenger's seat		Height adjustable driver's seat	□	
		Slide & reclining adjuster	■	
Rear seats	Convenience hook & seatback pocket	□		
	Foldable bench seat	■		

Note: Equipment may vary by market. Please consult your local Mitsubishi Motors dealer/distributor for details.

STANDARD & OPTIONAL EQUIPMENT

■ Standard □ Optional

Model	Grade		GLX
	Engine	Transmission	1.2-liter MIVEC CVT
Interior	Doors	Material black inner door handles	■
		Chrome inner door handles	□
		Piano black power window switch panels	□
	Instrument panel	Glove box	■
		Tray on instrument panel	■
		Center panel (piano black)	■
		Cigarette lighter on instrument panel	□
		Accessory socket on instrument panel	□
	Floor console	Front: cup holder x 2	■
		Rear: cup holder x 1	□
		Ashtray	□
	Front door trim	Door pocket & bottle holder (both sides)	■
	Ceiling	Driver's side sunvisor with vanity mirror, lid & ticket holder	■
		Passenger's side sunvisor	■
		Day & night rear view mirror	■
Front passenger's assist grip		■	
Rear assist grips		■	
Interior lamps	Room lamp	■	
	Luggage room lamp	□	
Others	Rear shelf board	□	
	Tool set (simple set), jack set & tire pressure gauge	■	
	Fire extinguisher, first aid kit & emergency triangle	■	
Comfort and Convenience	Air-conditioning	Windshield & side defroster	■
		Manual air-conditioning (3-dial type controller)	■
		Air filter	■
	Locking system	Keyless entry with 2 transmitters	□
		Secondary key (1 piece)	□
		Central door locking system	□
		Child proof	■
	Doors	Power windows (front doors)	■
		Front and rear power windows with auto up & down function on driver's side (anti-trapping function)	□
	Steering switch	Audio switches	□
Audio and hands-free phone switches		□	
Audio and Media	Speakers & antenna	Speaker x 2 (on front doors)	□
		Speaker x 4 (on front & rear doors)	□
		Roof antenna	■
	Audio system (& center panel)	2-DIN center panel without audio	■
		2-DIN center panel + Audio pre-kit with 1-DIN box & plug	□
		2-DIN center panel + Audio pre-kit with plug	□
		2-DIN center panel + 1-DIN AM/FM & CD player with 1-DIN box	□
	AM/FM radio and CD player with unique type center panel	□	
	USB port (inside glove box)	□*1	
	Bluetooth® hands-free phone system*2	□*1	
Package Option	Upgraded rear seat package	Foldable split back (60:40) bench seat	
		Headrest x 3	
		3-point ELR seatbelt x 3	□
	Lower anchor and tether anchor for ISO-FIX child seat x 2		

*1 Must be combined with AM/FM radio and CD player with unique type center panel

*2 Bluetooth is a trademark of Bluetooth SIG, Inc.