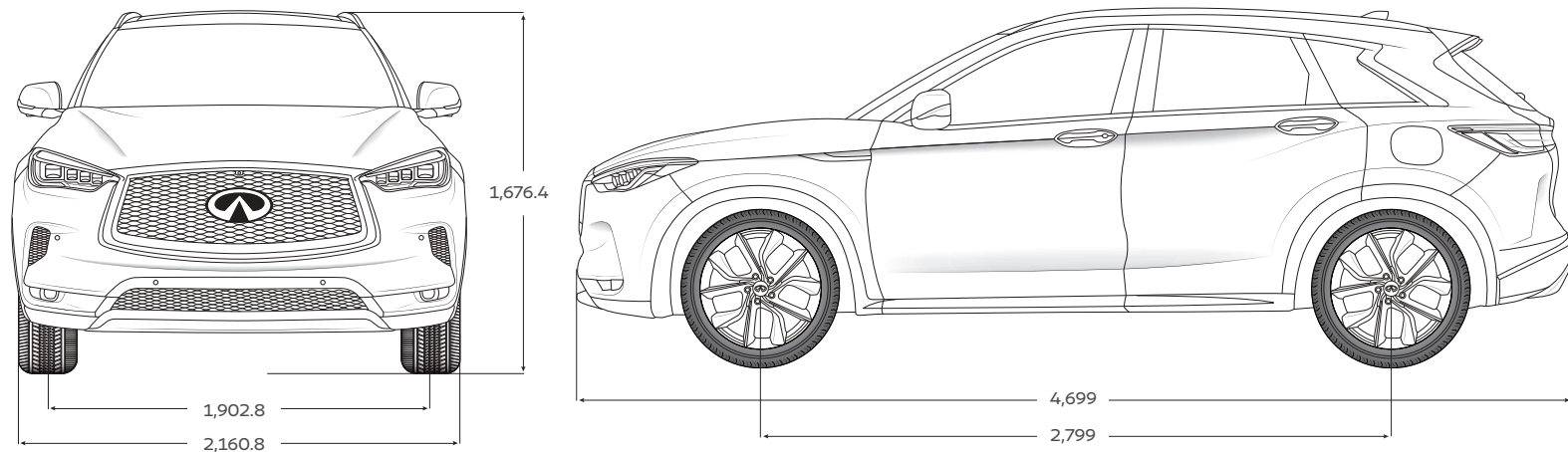


TECHNICAL SPECS

ENGINE	
Cylinders	4
Power	268 hp at 5,600 rpm
Torque	380 nm at 4,400 rpm
HANDLING	
Steering type	engine speed variable assist
Turning diameter (curb to curb)	11.1 m
CAPACITIES AND WEIGHTS	
Fuel capacity	60 litres
DIMENSIONS	
Coefficient of drag	0.32
Overall length	4,699 mm
Overall width with mirrors	2,160.8 mm
Overall width without mirrors	1,902.8 mm
Overall height	1,676.4 mm

See INFINITI-me.com for complete list of specifications.



All dimensions are measured in mm.

This brochure is intended for general descriptive and informational purposes only. It is subject to change and does not constitute an offer, representation or warranty (express or implied) by INFINITI Middle East. Interested parties should confirm the accuracy of any information in this brochure as it relates to a vehicle directly with an INFINITI Retailer before relying on it to make a purchase decision. INFINITI Middle East reserves the right to make changes at any time, without prior notice, in prices, colours, materials, equipment, specifications or models and to discontinue models or equipment. Due to continuous product development and other pre- and post-production factors, actual vehicles, materials and specifications may vary from this brochure. Some vehicles shown with optional equipment. See the actual vehicle for complete accuracy. Availability and delivery times for particular models or equipment may vary. Specifications, options and accessories may differ in Hawaii, U.S. territories and other countries. For additional information on availability, options or accessories, see your INFINITI Retailer or visit infiniti-me.com.

1 Available on select models. **2** It is the driver's responsibility to remain alert with hands on steering wheel, keeping a look out for other vehicles and pedestrians at all times. **3** PFCW is intended to warn you before a collision occurs; it cannot prevent a collision. Speed and other limitations apply. See Owner's Manual for details. **4** Blind Spot Warning/Blind Spot Intervention Systems are not a substitute for proper lane change procedures. The systems will not prevent contact with other vehicles or accidents. They may not detect every vehicle or object around you. **5** FEB with Pedestrian Detection is not a replacement for responsible driving. May not provide warning or braking in certain conditions. Limitations apply. See Owner's Manual for details. **6** Parking aid/convenience feature. Cannot completely eliminate blind spots. May not detect every object and does not warn of moving objects. Always check surroundings and turn to look behind you before moving vehicle. **7** Driving is serious business. Only use INFINITI InTouch™ when safe to do so. Never program while driving. GPS mapping may not be detailed in all areas or reflect current road status. **8** Driving is serious business and requires your full attention. If you have to use the connected device while driving, exercise extreme caution at all times so full attention may be given to vehicle operation. External device not included. **9** AVM with MOD cannot completely eliminate blind spots and may not detect every object. MOD operates at vehicles speeds below 5 mph. Always check surroundings and turn to look behind you before moving vehicle. **10** The Sonar System is a convenience, not a substitute for proper parking and/or reversing procedures. Always check that it is safe to do so before moving vehicle. May not detect every object. **11** BCI will not detect every object, and speed limitations apply. Always check surroundings and turn to look behind you before moving vehicle. See Owner's Manual for details. **12** Intelligent Cruise Control is not a collision avoidance system or warning device. Designed to use limited braking. Failure to apply the brakes could result in an accident. **13** Rear Cross Traffic Alert may not detect all vehicles. See Owner's Manual for safety information. **14** Lane Departure Warning/Lane Departure Prevention Systems operate only when the lane markings are clearly visible. Speed and other limitations apply. See Owner's Manual for details.

Bose® is a registered trademark of Bose Corporation.
Final production vehicle may vary.

QX50



INFINITI

EMPOWER THE DRIVE

TO GO BEYOND

For those who dare to define themselves beyond the usual measures, there's INFINITI – an experience that challenges the limits of what's possible. See this take shape on the all-new INFINITI QX50, where design is elevated to an aspirational aesthetic and innovative technology empowers you to do more than you thought possible. Begin by crafting your QX50 for your personal journey. Every selection is designed around you and your drive to go beyond.



START WITH A BLANK CANVAS It's the only way to create something that the world has never seen – a 5-door crossover that embodies the perfect balance of dynamism and purpose. A new clamshell hood design wraps over the fenders. The large wheel-to-body ratio translates into daring proportions, while eye-inspired I-LED headlights speak to the future through a series of unique cube shapes.

REFUSE TO COMPROMISE The biggest revolution in the internal combustion engine since its inception, the INFINITI Variable Compression Turbo is the world's first production engine that continuously transforms to optimise both power and efficiency. The multi-link system flexes to lower the compression ratio when more power is needed and relaxes to raise the compression ratio when greater fuel efficiency is desired.



WHEEL CHOICES



19 X 7.5-INCH SILVER-PAINTED ALUMINUM-ALLOY WHEELS¹



20 X 8.5-INCH DARK-PAINTED ALUMINUM-ALLOY WHEELS¹

EXTERIOR COLOURS



INFINITI has taken care to ensure that the colour swatches presented here are the closest possible representations of actual vehicle colours. Swatches may vary slightly due to the printing process and whether viewed in daylight, fluorescent or incandescent light. Please see the actual colours at your local INFINITI Retailer.


ADD DISTINCTION



INTERIOR COLOURS¹



INTERIOR TRIM¹



INFINITI has taken care to ensure that the colour swatches presented here are the closest possible representations of actual vehicle colours. Swatches may vary slightly due to the printing process and whether viewed in daylight, fluorescent or incandescent light. Please see the actual colours at your local INFINITI Retailer.

ENHANCE YOUR CAPABILITIES



How will your QX50 come to life? Start with a modern flexible interior that offers a trio of premium materials. Press a button and command the road with ease during traffic and long drives. Select advanced technologies that help empower you to do more.

SHOW YOUR SIGNATURE Express your unique outlook with an interior as modern as you are. Choose the premium look of white semi-aniline leather seats, a brown Ultrasuede® headliner and blue Ultrasuede® accents in the QX50 Autograph.¹ Then illuminate the mood with interior ambient lighting that highlights the asymmetrical dash, console, door panels and footwells in soft amber.

ADAPT TO ANYTHING Whatever comes your way, know that you are ready. Sliding second-row seats can move forward to enhance legroom. Most child strollers, on the other hand, effortlessly fit lengthwise with the seats upright. Step up to greater ease and convenience with the Motion Activated Liftgate¹ that automatically opens with a swing of your foot under the rear bumper for hands-free access.

PUSH FOR LESS STRESS When technology advances to enhance the driver, you can cruise, follow and steer easier. Let go of stress and let technology help you maintain a set speed and distance to the vehicle in front of you.^{1,2} To further support the driver, a Head-Up Display¹ ensures information is in your line of sight.

EXTEND YOUR AWARENESS Heighten your abilities with leading safety technologies. Predictive Forward Collision Warning,^{1,3} an INFINITI world's first technology, monitors not only the vehicle directly in front of you but also the vehicle in front of that one, to warn you of sudden deceleration. Blind Spot Intervention®, meanwhile, helps you avoid cars in your blind spot area when changing lanes.^{1,4}



MODEL GRADES

QX50 LUXE

- 2.0L VC-Turbo 4-cylinder engine (Variable Compression Turbo)
- Front-Wheel Drive / All-Wheel Drive
- Supplemental front air bags
- Front seat-mounted side impact supplemental air bags
- Roof-mounted curtain side impact supplemental air bags
- Front driver and passenger knee supplemental air bags
- Lower Anchors and Tethers for Children (LATCH)
- Anti-lock Braking System (ABS) w/ Brake Asst
- Traction Control System (TCS)
- Vehicle Dynamic Control (VDC)
- Electronic Brake force Distribution (EBD)
- Independent Tyre Pressure Monitoring System (TPMS)
- Rear-view monitor w front/rear parking sensors
- LED headlamps (LED high/low beam)
- LED signature daytime running lamps
- Rear fog lights
- Body-coloured, manual folding and power-adjustable outside mirrors
- Body-coloured door handles with chrome accent and welcome light LED (front handles)
- Dual exhaust finishers
- Variable intermittent, speed-sensitive, flat-blade windscreen wipers w/ mist function

- Auto dimming rear view mirror
- 19-inch silver-painted alloy wheels with run-flat tyres
- Leatherette appointed seats
- 8-way power-adjustable front seats
- 2-way driver power lumbar
- Rear-seat slide, recline, and fold-flat function (60:40 split)
- Leather wrapped steering wheel
- Leather-accented shifter
- Aluminium front kick plates
- Painted aluminium interior trim accents
- Manual anti-glare rearview mirror
- Intelligent-Key (front doors and liftgate) with push button start
- Power liftgate
- Rear window defroster and rear wiper
- Auto on/off headlamps
- INFINITI InTouch™ dual display Navigation system, with upper 8-inch and lower 7-inch VGA LCD touch screens⁷
- Voice recognition for audio, Bluetooth, and vehicle information, including music search by voice
- 6-speaker AM/FM/CD with 4 USBs (x2 on IP lower section, x1 in front centre console, x1 rear of front

- centre console)⁸
- Infiniti IT controller
- Drive mode selector (standard, eco, sport, and personal)
- Bluetooth hands-free phone and audio streaming⁸
- Active noise cancellation
- Tri-zone automatic climate control with rear seat vents on back of console
- Cruise control
- Paddle shifters
- Easy fill tyre alert
- Hill Start Assist
- Trip Computer
- Electronic parking brake
- Manual tilt and telescopic steering column
- Dual front and rear cupholders
- Dual front and rear door bottle holders
- Dual front sun visors with illuminated vanity mirrors and extenders
- Sunglass holder
- Glove box with dampening, illumination, and lock cylinder
- Active Trace Control

QX50 LUXE ESSENTIAL ProASSIST

Includes all QX50 LUXE standard features , plus:

- All-Wheel drive
- Remote engine start
- High Beam Assist
- Roof rails
- LED front fog lamps
- Rain sensing wipers
- Leather appointed seating
- Aluminium interior décor elements
- Panoramic moonroof with power open/close/tilt
- Intelligent Cruise Control (ICC)¹²
- Rear Cross Traffic Alert^{2,13}
- Head-Up Display
- Blind Spot Warning (BSW)⁴
- Forward Emergency Braking (FEB) with Pedestrian Detection⁵
- Lane Departure Warning (LDW)¹⁴
- Predictive Forward Collision Warning (PFCW)³
- Bose®Performance Series audio system with 16 speakers
- Around View® Monitor (AVM) with Moving Object Detection^{6,9} and Front and Rear Sonar System¹⁰

QX50 LUXE SENSORY ProASSIST

Includes all QX50 LUXE ESSENTIAL ProASSIST standard features , plus:

- 20-inch dark-painted wheels with run-flat tyres
- Heated outside mirrors
- Premium grade leather appointed seating (semi-aniline leather)
- Power adjust steering wheel with memory function
- Climate controlled driver & front passenger seats
- Rear door sunshade
- Suede roof lining
- Motion Activated Tailgate
- Unique cube design LED headlamps (LED high/low beam)
- Adaptive Front Lighting System
- Enhanced Interior Ambient Lighting
- Dash trim LED strip illumination
- Front and rear door upper trim LED strip illumination
- Centre console / shifter area LED strip illumination
- Rear door pull LED illumination

QX50 AUTOGRAPH

Includes all QX50 grades standard features , plus:

- White premium grade leather appointed seating (semi-aniline leather)
- Blue ultrasuede upper door, upper IP, and centre console lid accents
- Seats with quilted stitching, with blue piping between white leather and blue ultrasuede
- Intelligent Cruise Control (ICC) with Full Speed Range and Hold¹²
- Blind Spot Intervention⁴
- Backup Collision Intervention (BCI)¹¹
- Lane Departure Prevention (LDP)¹⁴

