

## GMC COMMITMENT

**GMC** When you buy a GMC, you don't just take home a new vehicle. You also enjoy the peace of mind that makes driving your GMC a pleasant experience.

### MIDDLE EAST VEHICLE TESTING

Every GMC is tested in the region, so we know it can withstand the climate. Then, before launch, we check and double-check every inch of the vehicle for optimal performance. GMC specifically develops many of its features—including its air conditioning, engine cooling systems, and paint—to perform in tough conditions. The result is a vehicle you can depend on.

### BUMPER TO BUMPER 3-YEAR / 100,000 KM WARRANTY \*

Every GMC comes with a comprehensive 3-year/100,000 km warranty to cover any eventuality. So wherever you are in the Middle East, you can be sure that any malfunction from defects in materials or workmanship will be taken care of.

### COURTESY VEHICLE PROGRAM \*\*

GMC strives for your convenience. In the unlikely event of a warranty repair involving extended repair times, you may be offered a suitable courtesy vehicle for your convenience.

### MAINTENANCE PLEDGE

Our Maintenance Pledge is simple: every visit you make to a GMC dealer service center will be a satisfying one. Here's why:

- Our service and maintenance pricing is transparent, competitive, and comes with no hidden charges. You'll know up front how much it costs to maintain your vehicle throughout its warranty period.
- Our cost of maintenance is extremely competitive, and our service is second to none. Regular maintenance of your GMC at a GMC dealer service center will ensure it retains the highest possible resale value.
- For a scheduled maintenance service booked under appointment we guarantee same-day delivery of your vehicle—in most cases, while you wait.

### ROADSIDE ASSISTANCE \*\*\*

Driving a GMC entitles you to free emergency roadside assistance and recovery 24 hours a day, 365 days a year, wherever you are in the Middle East, for a period of 3 years.

### GMC PARTS

GMC's region-wide dealer network is supported by a well-stocked parts distribution center, ensuring constant availability of parts to keep your vehicle on the road.

GMC parts are priced to ensure low cost of maintenance and at the same time guarantee that you get genuine parts at competitive prices.

### GMC CERTIFIED PRE-OWNED VEHICLES

All of our certified pre-owned vehicles come with the confidence of:

- A 110+ point quality inspection
- A minimum 12-month warranty
- 24-hour roadside assistance
- A 7-day exchange option

### GMC CUSTOMER ASSISTANCE

Should you have any questions or concerns, our Customer Communications Center can take care of them. Simply email us at [customerservice@GMCArabia.com](mailto:customerservice@GMCArabia.com) or call +971-4-429-0352.

Visit [GMCArabia.com](http://GMCArabia.com) for more details.

\* Conditions apply. Refer to the warranty booklet supplied with your GMC for the complete warranty policy.

\*\* Conditions apply.

\*\*\* Not available in all countries.

[TWITTER.COM/GMCARABIA](https://twitter.com/GMCARABIA) [WWW.YOUTUBE.COM/GMCARABIA](http://www.youtube.com/GMCARABIA) [WWW.FACEBOOK.COM/GMCARABIA](https://www.facebook.com/GMCARABIA)

## CHILD SAFETY

### CHOOSING THE RIGHT CHILD SEAT

#### REAR-FACING: THE SAFEST WAY FOR NEWBORN BABIES TO TRAVEL

##### FOR INFANTS AGED FROM 0-12 MONTHS / UP TO 13KG

Newborn babies must travel in a rear-facing seat. To secure the seat, adjust the harness so the webbing comes through the harness slots behind or below the baby's shoulders. For convenience, you can purchase a base that fits into the car with detachable carrier. Many infant seats also fit into a stroller.

#### FORWARD-FACING: THE SAFEST WAY FOR TODDLERS TO TRAVEL

##### THE NEXT STAGE - FOR INFANTS AGED 9 MONTHS - 3.5 YEARS / 9KG TO 18KG

These bigger seats allow children to ride forward facing. They are still used semi-reclined to keep the baby's head on the headrest and its airway open. Harness straps still come from behind or below the shoulders.

##### TODDLER SEATS - FOR CHILDREN AGED 3.5 - 12 YEARS / 15KG TO 36KG

These seats face forward in an upright position and the shoulder straps come from harness slots that are placed at or above the shoulders.

#### BOOSTER SEATS: THE NEXT STEP BEFORE SEATBELT USE

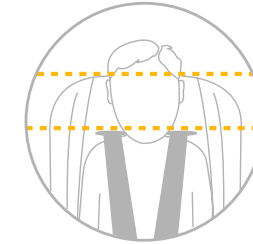
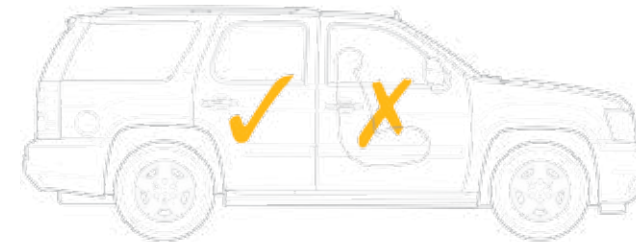
##### BACKLESS BOOSTERS - FOR CHILDREN FROM 21KG TO 45KG

These booster seats have no back and must be used with a lap and shoulder belt system. The lap belt should sit low on the hips; the shoulder belt should rest on the collarbone and not cross the face or neck.

##### HIGH-BACK BOOSTERS - FOR CHILDREN FROM 21KG TO 45KG

This type of booster seat has a back and, sometimes, side wings near the head. It must be used with a lap and shoulder belt system. This is a good type of seat if your child falls asleep in the car.

Always keep infants and children under 12 in the back seat.



For more information, visit [gmcArabia.com](http://gmcArabia.com)



# 2015 TERRAIN

This brochure is as comprehensive as possible. Though, as some information may have been updated since the time of printing, we reserve the right to make changes at any time, without notice, in colors, materials, equipment, specifications, option packages and model availability. Please contact your nearest GMC dealer for complete details.

## GMC

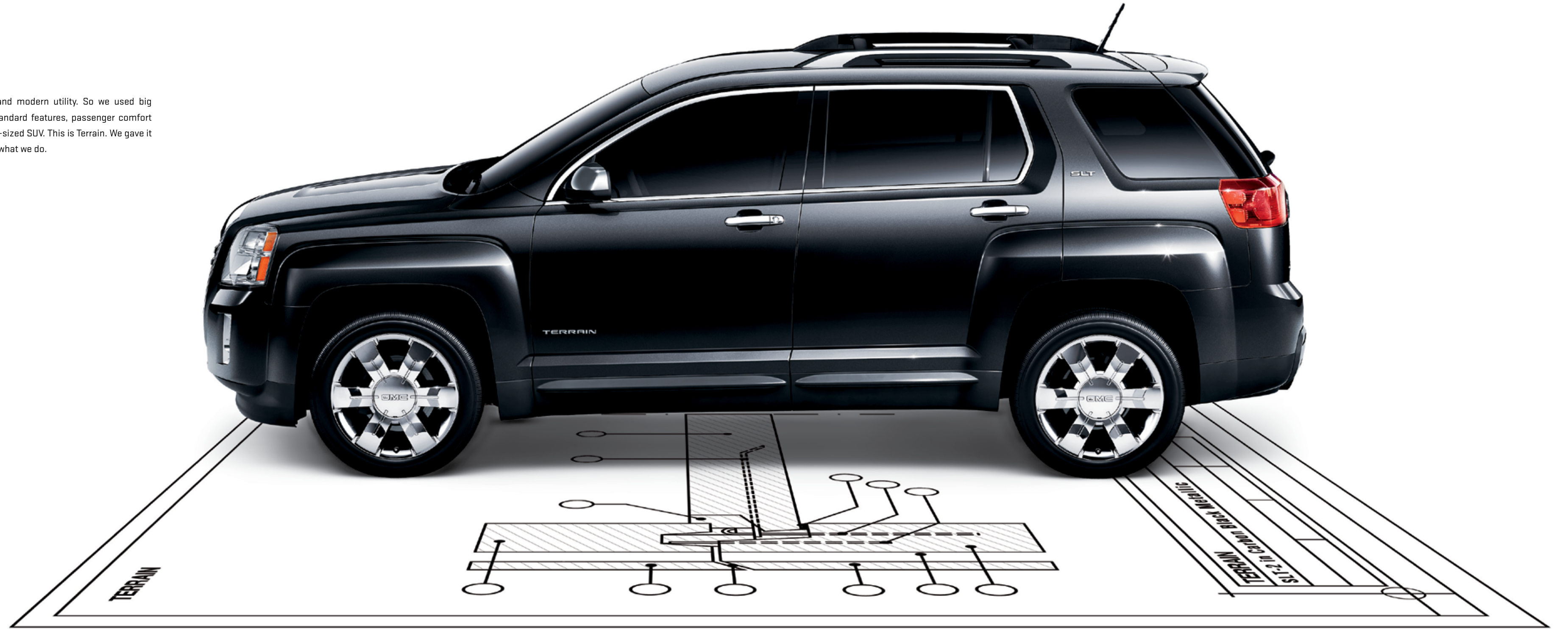
[gmcArabia.com](http://gmcArabia.com)

## GMC

COMMANDS RESPECT

## 2015 GMC TERRAIN.

We understand that modern lifestyles demand modern utility. So we used big thinking to design a smaller SUV with the standard features, passenger comfort and great capability you would expect in a full-sized SUV. This is Terrain. We gave it more ideas per square inch. Because more is what we do.



## GOING THE EXTRA MILE TO MAKE THE MOST OUT OF EVERY INCH.

Every inch of Terrain challenges the notion of what an SUV can be. It just keeps on going with fuel economy at 13.6 highway kilometers per liter, and fits into smaller garages and tighter parking spaces with ease. Terrain also rewards you with big-SUV comfort and capability and bold GMC styling—it's the very definition of efficiency without compromise.

### **BIG-SUV COMFORT**

Terrain features the head and legroom of a full-sized SUV. To make the most of available interior space, its clever MultiFlex rear seat slides to create 101.3 cm of rear legroom, and can even recline for rear passenger comfort. The seatbacks also fold down to create nearly 1,812L of available cargo space.<sup>1</sup>

### **BOLD GMC STYLING**

Terrain takes a strong stance worthy of its heritage—with squared-off corners, flared fenders, a prominent chrome-surround grille and projector-beam headlamps mounted in large, rectangular chrome housings. What you get is plenty of bold styling and a commanding view of the road.




## EVERY INCH DESIGNED TO DO BIG THINGS.

Terrain is a smaller SUV on the outside, with the capacity to do more on the inside. It's engineered to use every inch of interior space to the full benefit of its five-passenger interior. You get maximum second-row legroom, generous cargo space<sup>1</sup> and flexible second-row seating, allowing you to configure interior space as you choose.

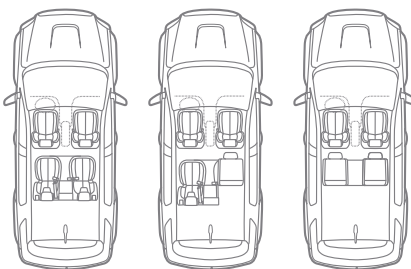
### FIGURE 1: HANDS-FREE CARGO ACCESS

With the help of an available programmable power liftgate, loading and unloading Terrain's rear cargo area is incredibly easy. The liftgate features push-button remote access, and can be programmed to open to different heights to accommodate your own height or various parking garage heights. Electronic obstacle detection can stop and reverse liftgate motion to help prevent damage.



### FIGURE 2: FLEXIBLE FLOOR PLAN

The standard MultiFlex sliding rear seat allows you to arrange Terrain's available interior space to your liking. The 60/40-split rear seatback can be partially folded to accommodate a mix of cargo and passengers, or folded down completely to create nearly 1,812L of total cargo space.<sup>1</sup>

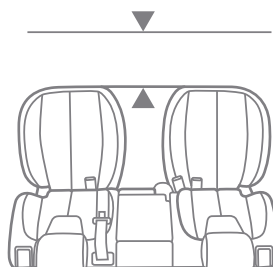


### EASE OF ENTRY

Integrated rocker panels in the front and rear doors create a low step-in height to make entering and exiting your Terrain easier and help keep door sills cleaner.

### FIGURE 3: MAXIMUM REAR-SEAT LEGROOM

Terrain has roomy rear seating comfortable enough for three adults. The seat can slide nearly 20.32cm forward and backward and recline in five and ten-degree positions to deliver 101.3cm of rear legroom and exceptional comfort. Or you can slide the seat forward to expand rear cargo volume.



<sup>1</sup>Cargo and load capacity limited by weight and distribution.

# 2015 TERRAIN DENALI

## FEATURES.

### INTERIOR

---

- Soft-touch dashboard and instrument panel
- Leather-appointed door inserts
- Premium soft-touch Jet Black leather-appointed seating with contrast stitching
- Embossed Denali logo on driver and front passenger seats
- Red accent lighting
- Smoked Mahogany wood trim accents
- Unique Denali illuminated front sill plates
- Leather-wrapped steering wheel with Smoked Mahogany wood accents
- Denali logo embossed on seat backs and steering wheel

### EXTERIOR

---

- Signature Denali chrome grille
- Satin chrome accents
- Body-color front and rear fascias
- Body-color rocker panels with satin chrome molding
- New headlamp and taillamp design
- New rear fascia with satin chrome skid plate and integrated dual chrome exhausts
- Unique 19" Denali-exclusive wheels

### TECHNOLOGY

---

- Side Blind Zone Alert (SBZA)
- IntelliLink Infotainment color touch radio
- Bluetooth
- Lane Departure Warning
- Forward Collision Alert
- Remote vehicle start
- Rear camera
- Eight-way power driver seat with memory and eight-way power passenger seat



STYLISH, COMFORTABLE CABIN

## CAPABILITY REFINED.

Every inch of Terrain's spacious interior reflects a high level of craftsmanship and thoughtful execution. It's finished in fine premium materials and complemented by well-placed, conveniently illuminated controls. In devoting attention to the smallest of details, Terrain provides a stylish, structured, pleasing environment for everyone.

### FIGURE 4: INVITING INTERIOR

Terrain's interior reflects GMC's signature attention to detail. Careful organization and premium materials give Terrain a structured, integrated look and feel. Red ambient lighting is used on the cupholders and around the center stack to provide an inviting, warm glow throughout the cabin and add convenience while traveling at night. Contrasting red stitching helps define the contours of Terrain's highly bolstered seats and complements the interior lighting.

### SUPPORTIVE SEATING

Terrain's seats are shaped and bolstered for additional comfort and support. They're carefully stitched to create a high-end, contemporary look that stands up to wear over time.

### A PLACE FOR EVERYTHING



Terrain makes intelligent use of interior space to help keep you organized. It offers numerous spaces to store your belongings, including a center console large enough to store a laptop, an oversized glove box, closed storage in the instrument panel, a compartment under the center armrest and two-tier storage in the doors.



## EQUIPPED FOR A MOBILE LIFESTYLE.

Terrain is equipped with purposeful technologies designed to assist and entertain you as you drive, including available touchscreen navigation and standard USB connectivity designed to help manage your time on the road more effectively.

### DIRECTIONS ON DEMAND

Terrain's available touchscreen navigation system features advanced mapping capabilities.

### PERSONALIZED ENTERTAINMENT - INTELLILINK<sup>1</sup>

Terrain offers the new available color touch radio with IntelliLink<sup>1</sup>. Featuring a full-color screen, IntelliLink allows you to stream internet radio<sup>2</sup> through your smartphone or sync your MP3 music library. MyMedia connects media libraries from multiple devices. Customizable favorites lets you save albums, songs, destinations and contacts. You can even store frequently used phone contacts for quick access.

### PIONEER® PREMIUM SOUND

Premium audio makes it possible to hear your favorite music as the artist intended. With the help of eight speakers placed strategically throughout the cabin, Terrain's available 250-Watt premium Pioneer® system surrounds you with brilliant, distortion-free sound.

### YOUR PERSONAL PLAYLIST

All Terrain audio systems include an AM/FM stereo, CD/DVD player and USB connectivity, allowing you to access or recharge various electronic devices wherever you are. You can activate your compatible MP3 player or iPod® to see your playlists on the sound system display, and operate either device using the audio system controls to hear your own mix of music.

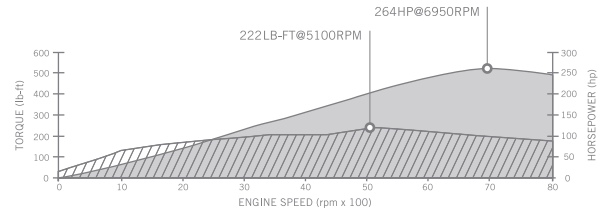


<sup>1</sup>Full functionality requires bluetooth and smartphone. Some devices may require USB connectivity.  
<sup>2</sup>Data plan rates apply.

## THERE'S POWER IN NUMBERS.

Terrain's 182hp (net) direct-injected four-cylinder engine gives a spirited performance and features exceptional fuel economy. Direct-injection technology and Variable Valve Timing (VVT) help both the standard 2.4L I-4 engine and the all-new 3.6L V6 engine (standard on SLT-1, SLT-2 and Denali models, available on SLE-2 models) burn cleaner and operate more efficiently, making Terrain incredibly responsive and fuel-conscious. You don't have to wait for the payoff—it's power you can feel the moment you accelerate.

**FIGURE 5: V6 ENGINE POWER**



The 3.6L V6 engine offers 292hp (net) and 369 Nm (net) of torque. It clocks in a 0-to-100 km/h time of 6.7 seconds and delivers 1,588kg of trailering capability.

### ADVANCED 6-SPEED AUTOMATIC TRANSMISSION

A 6-speed automatic transmission features a wide ratio spread with a very low first gear for brisk acceleration from a stop, and a very high sixth gear overdrive ratio that helps save fuel during highway cruising. Thanks to Engine Grade Braking, the transmission also changes gears as conditions change, reduces brake wear and gives you more control on downhill slopes.

### DIRECT-INJECTION TECHNOLOGY


Both engines in the Terrain feature direct-injection technology. Fuel is injected directly into the combustion chamber, right next to the spark plug for fast, efficient combustion. In addition, digital sensors allow each injection of fuel to precisely match power demand, resulting in cleaner burning and efficient operation. Instead of having to tune the engine for power or fuel economy, our engineers are able to do both.

### ELECTRIC POWER STEERING

A rack-mounted Electric Power Steering system (REPS) automatically delivers extra steering effort when you need it, when parking or during tight maneuvers, and reduces steering effort when you don't, like on the highway. REPS also eliminates the need for a power steering pump, which helps conserve horsepower and contributes to Terrain's exceptional fuel economy. It's standard on all Terrain models equipped with the 2.4L four-cylinder engine.

### FUEL-SAVING MODE

The 2.4L I-4 comes with an "ECO" mode to help save fuel. At the press of a button, the engine makes a slight sacrifice in acceleration in exchange for additional fuel economy in city driving.





## UNLIMITED RANGE OF MOTION.

Terrain has the strength and flexibility to manage changing conditions with confidence. When the road resists, it pushes back with suspension, braking and stability control systems designed to provide excellent on-road feel and handling characteristics.

### A FEEL FOR THE ROAD

Terrain's suspension system features a compact strut-type front suspension and an independent, four-link design with coil springs in the rear. The suspension is tight and offers crisp response to give you a feel for the road, without all of the harshness.

### IMPRESSIVE TRAILERING CAPABILITY

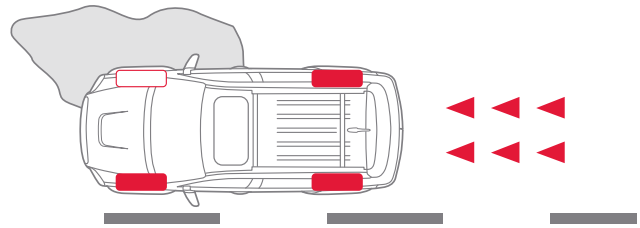
With an available receiver hitch, Terrain 2.4L I-4 engine models can trailer up to 680kg. Equipped with the 3.6L V6 engine, Terrain offers trailering capacity of up to 1,588kg. In practical terms, the I-4 is great for trailering a pair of jet skis or motorcycle, while the V6 can handle most single-axle camping trailers.

### STABILITY CONTROL

The StabiliTrak™ stability control system helps you stay on the path you are steering in bad weather or on uneven road surfaces. This system senses when your vehicle is not responding to your steering inputs, then adjusts engine speed and braking pressure to any individual wheel to help maintain directional control.

### FIGURE 6: INTELLIGENT ALL-WHEEL DRIVE (AWD)

When you need extra traction, available AWD automatically adapts to changing road conditions for improved handling. The system sends the maximum amount of torque specific to each wheel when extra traction is needed, and adjusts as needed to help you maintain control.



### HILL HOLD

On a hill or a steep incline, the moment you take your foot off the gas, Hill Hold takes over to prevent Terrain from rolling backwards. Sensing a potential "rollback," Hill Hold uses full brake pressure to hold the vehicle in place during the switch between brake and accelerator pedals, giving you time to apply power and pull away.

### REARVIEW PERSPECTIVE

Every Terrain is equipped with a rearview camera system to help you navigate a driveway, parking space or trailer hitch more effectively. As soon as you shift into Reverse, a view of what's behind you is displayed in a portion of the rearview mirror. On select models, when touchscreen navigation is ordered, the camera display is integrated into the navigation screen.

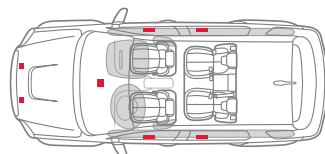


## PRIORITIES IN THE RIGHT PLACE.

Terrain offers a comprehensive system of protection to give you help when you need it most. It's engineered to assist you before a crash, with advanced chassis control technology, and during a crash when every second counts.

### FIGURE 7: SIX AIRBAGS WITH PASSENGER SENSING SYSTEM<sup>1</sup>

To reduce the risk of injury, Terrain is equipped with six airbags: two front dual-stage airbags and two side-impact airbags for the driver and front-seat passenger, and head-curtain side-impact airbags with rollover protection for passengers in all outboard seating positions. The front passenger airbags feature a Passenger Sensing System. The system uses a sensor within the front passenger seat to detect the weight of an occupant. Under a certain weight, the system automatically turns off the airbag.



### REINFORCED SAFETY CAGE

To help preserve occupant space during a crash, Terrain's safety cage is engineered to absorb and channel crash energy. Crush zones at the front and rear of Terrain are designed to collapse in a controlled manner on impact, allowing them to absorb energy and keep the safety cage intact.



### ELECTRONIC CHILD SAFETY LOCKS

To prevent young children from opening the rear doors unexpectedly, all Terrain models include "one-touch" electronic safety door locks and a lockout switch. Simply pushing a button in the center console sends an electronic signal to the rear doors, blocking interior door handle function. The button is backlit in amber when the doors are locked, and turns to red when unlocked to help you determine when the locks are activated.




<sup>1</sup>Airbag inflation can cause severe injury or death to anyone too close to the airbag when it deploys. Always use safety belts and the correct restraint for your child's age and size. Even in vehicles equipped with the Passenger Sensing System, children are safer when properly secured in a rear seat in the appropriate infant, child or booster seat. Never place a rear-facing infant restraint in the front seat of any vehicle equipped with a passenger airbag. See the Owner's Manual and child safety seat instructions for more safety information.

## BUILT TO THE HIGHEST STANDARD.

Terrain's inherent craftsmanship is visible in its construction, and evident under the hood. From structure to sheet metal, Terrain delivers a quiet, comfortable driving environment backed by outstanding warranty coverage.

### FIGURE 8: DURABLE AND QUIET BY DESIGN

---



Terrain's rigid, body-integral structure with single-piece bodyside outerstamping allows for a precise assembly, with tight, uniform gap tolerances. Tight seams, window closeouts and windshield angle help improve air flow over and around Terrain, reducing air turbulence and wind noise. The result is a vehicle with a solid feel and high level of quality that provides a remarkably quiet ride.

### COVERAGE ACROSS THE MIDDLE EAST

---

We stand by our commitment to exceptional quality and great capability in everything we do. Every GMC is fully backed by a 3-year/100,000km Powertrain Limited Warranty<sup>1</sup>, so you're protected. If you sell your GMC, this coverage is fully transferable to the next owner, too. It's not just a commitment to you. It's a commitment to the value of your GMC.

<sup>1</sup>Whichever comes first. See dealer for limited warranty details.



## STANDARD AND AVAILABLE FEATURES / TERRAIN

	SLE-1	SLE-2	SLT-1	SLT-2	DENALI
--	-------	-------	-------	-------	--------

## TRIM LEVELS

MECHANICAL					
<b>ALTERNATORS</b> 120 amps	S	S	-	-	-
150 amps. Included with 3.6L V6 Variable Valve Timing (VVT) direct-injection (DI) engine.	-	A	S	S	S
<b>BATTERY</b> 525 cold-cranking amps with rundown protection. Included with 2.4L I-4 VVT DI engine.	S	S	-	-	-
615 cold-cranking amps with rundown protection. Included with 3.6L V6 VVT DI engine.	-	A	S	S	S
<b>BRAKES</b> 4-wheel antilock, 4-wheel disc	S	S	S	S	S
<b>DRIVETRAINS</b> Front-Wheel Drive (FWD)	S	S	S	S	S
All-Wheel Drive (AWD)	A	A	A	A	A
<b>ENGINES</b> 2.4L I-4 VVT DI, 16-valve 4-cylinder; 182hp (net), 233 Nm (net) of torque	S	S	-	-	-
3.6L V6 VVT DI; 292hp (net), 369 Nm (net) of torque	-	A	S	S	S
<b>EXHAUST</b> Single	S	S	-	-	-
Dual with premium tips. Included with 3.6L V6 VVT DI engine.	-	A	S	S	S
<b>STABILITRAK™</b> Vehicle stability enhancement system	S	S	S	S	S
<b>STEERING</b> Power with variable electric assist	S	S	-	-	-
Power with variable hydraulic assist. Included with 3.6L V6 VVT DI engine.	-	A	S	S	S
<b>SUSPENSIONS</b> Front independent with strut-type coil springs	S	S	S	S	S
Rear independent trailing arm with 3 lateral locating links, coil springs	S	S	S	S	S
<b>TRACTION CONTROL</b>	S	S	S	S	S
<b>TRAILERING EQUIPMENT</b> 680kg <sup>1</sup> . Requires 2.4L I-4 VVT DI engine.	-	A	A	A	A
1,588kg <sup>1</sup> . Requires 3.6L V6 VVT DI engine.	-	A	A	A	A
<b>TRANSMISSION</b> 6-speed automatic	S	S	S	S	S

## SEATING

<b>SEATS</b> Trim cloth	S	-	-	-	-
Premium cloth	-	S	-	-	-
Ultrasoft perforated leather-appointed	-	-	S	S	S
Front buckets	S	S	S	S	S
60/40 split rear bench, 3-passenger with MultiFlex manual forward/backward adjustment and recline feature	S	S	S	S	S
Heated driver and front passenger seats.	-	A	S	S	S
Driver 2-way manual seat adjuster, forward/backward with power lumbar and 2-way power seat height (up/down)	S	-	-	-	-
Driver 8-way power seat adjuster and power lumbar	-	S	S	S	S
Passenger 8-way power and power lumbar	-	-	-	-	S
Memory settings for driver seat and outside rearview mirrors	-	-	-	S	S

S= Standard, A= Available, -= Not available

	SLE-1	SLE-2	SLT-1	SLT-2	DENALI
--	-------	-------	-------	-------	--------

## TRIM LEVELS

INSTRUMENTATION AND CONTROLS					
<b>CRUISE CONTROL</b>	S	S	S	S	S
<b>INSTRUMENTATION</b> Includes speedometer, single trip odometer, fuel level, engine temperature, tachometer and Driver Information Center	S	S	S	S	S
<b>REARVIEW CAMERA SYSTEM</b> Integrated into rearview mirror. When touchscreen navigation is ordered, camera image appears on navigation screen.	S	S	S	S	S
<b>STEERING WHEEL</b> Comfort-grip vinyl with integrated cruise controls	S	-	-	-	-
Leather-wrapped with mounted audio and cruise controls	-	S	S	S	-
4-spoke leather-wrapped with wood	-	S	S	S	S
Tilt and telescopic steering column	S	S	S	S	S
<b>REAR PARKING ASSIST</b>	-	A	A	S	S

## INTERIOR DETAILS

<b>ASSIST HANDLES</b> Front passenger and rear outboard	S	S	S	S	S
<b>AUXILIARY POWER OUTLETS</b> 4 12-volt with covers	S	S	S	S	S
<b>CLIMATE CONTROL</b> Single-zone manual air conditioning with climate control	S	-	-	-	-
Single-zone automatic air conditioning with climate control	-	S	S	S	S
<b>CONSOLE</b> Front center with armrest and concealed storage	S	S	S	S	S
<b>CUPHOLDERS</b> 4 front, 4 rear, including 2 in center armrest	S	S	S	S	S
<b>DEFOGGER</b> Rear-window electric	S	S	S	S	S
<b>FLOOR MATS</b> Carpeted front and rear	S	S	S	S	S
<b>LIGHTING</b> Theater dimming, center-mounted dome, rear cargo area and dual front map lights	S	S	S	S	S
Ambient lighting on cupholders and center stack. On SLE-2, SLT-1 and SLT-2, included on overhead storage and deep storage. On SLT-2 and Denali, includes door pulls and door storage.	S	S	S	S	S
<b>MIRRORS</b> Inside rearview, auto-dimming. Includes rearview camera display.	S	S	S	S	S
<b>SUNROOF</b> Power, tilt-sliding with express-open and wind deflector	-	A	A	S	S
<b>VISORS</b> Driver and front passenger with illuminated vanity mirrors	S	S	S	S	S
<b>WINDOWS</b> Power with driver and front passenger express-down	S	S	S	S	S

	SLE-1	SLE-2	SLT-1	SLT-2	DENALI
--	-------	-------	-------	-------	--------

## TRIM LEVELS

ENTERTAINMENT/COMMUNICATION/NAVIGATION					
<b>AUDIO SYSTEM.</b> Color Touch IntelliLink AM/FM stereo with CD player, USB, CAF, RSA, Music Navigator, bluetooth	S	S	S	S	-
<b>AUDIO SYSTEM.</b> Color Touch IntelliLink AM/FM stereo with Navigation, CAF, USB, RSA, bluetooth	-	A	A	A	S
<b>AUDIO</b> 6-speaker system	S	-	-	-	-
<b>PIONEER PREMIUM</b> 8-speaker system with subwoofer and amplifier	-	S	S	S	S

CONVENIENCE FEATURES					
<b>REMOTE KEYLESS ENTRY</b>	S	S	S	S	S
<b>REMOTE VEHICLE START</b> Includes extended-range Remote Keyless Entry.	-	S	S	S	S
<b>CARGO MANAGEMENT PACKAGE</b> Includes rear cargo cover, cargo convenience net and luggage crossbars	-	A	A	A	A

## STANDARD AND AVAILABLE FEATURES / TERRAIN

	SLE-1	SLE-2	SLT-1	SLT-2	DENALI
--	-------	-------	-------	-------	--------

## TRIM LEVELS

EXTERIOR STYLING AND FUNCTIONALITY					
<b>CROSSBARS</b> Require Cargo Management Package	-	A	A	A	A
<b>DOOR HANDLES</b> Body-color	S	S	S	-	-
Bright chrome	-	-	-	S	-
Satin chrome	-	-	-	-	S
<b>FRONT AND REAR BUMPERS</b> Body-color	S	S	S	-	-
Body-color with chrome rear skid plates	-	-	-	S	-
Body-color with Satin chrome	-	-	-	-	S
<b>GLASS</b> Light-tinted glass on windshield and driver- and front-passenger side.	S	S	S	S	S
<b>GRILLE</b> Charcoal with chrome surround	S	S	S	-	-
Charcoal with chrome surround and accents	-	-	-	S	-
Grille, Denali-specific with satin chrome surround	-	-	-	-	S
<b>LAMPS</b> Halogen projector lamp headlamps	S	S	S	S	S
Front halogen fog lamps	S	S	S	S	S
<b>LIFTGATE</b> Manual with fixed glass	S	S	S	-	-
Power with programmable height control and fixed glass	-	-	A	S	S
<b>LUGGAGE FEATURES</b> Rails, Charcoal	-	S	S	-	-
Rails, chrome	-	-	-	S	-
Rails, stain chrome	-	-	-	-	S
<b>OUTSIDE MIRRORS</b> Heated, power-adjustable, manual-folding, body-color	S	S	S	-	-
Heated, power-adjustable, manual-folding, chrome	-	-	-	S	-
Heated, power-adjustable, manual-folding, Satin chrome	-	-	-	-	S
Spare tire and wheel	S	S	S	S	S
<b>WIPERS</b> Front and rear intermittent with washers	S	S	S	S	S
<b>CHROME EXTERIOR APPEARANCE PACKAGE</b> Includes chrome door handles, luggage rail inserts, grille, mirrors and body-color bumpers with chrome rear skid plates	-	-	-	S	-

## SAFETY AND SECURITY

<b>AIRBAGS*</b> Frontal dual-stage and side-impact, driver and right-front passenger with Passenger Sensing System plus head-curtain side-impact with rollover protection, front and rear outboard seating positions	S	S	S	S	S
LATCH (Lower Anchors and Top tethers for Children) system	S	S	S	S	S
<b>POWER DOOR LOCKS</b> Programmable with lock-out protection	S	S	S	S	S
<b>SAFETY BELTS</b> 3-point, all seating positions	S	S	S	S	S
Theft-Deterrent System Includes PASS-Key III	S	S	S	S	S
Tire pressure monitoring system (Does not monitor spare tire)	S	S	S	S	S
<b>SIDE BLIND ZONE ALERT</b>	-	-	-	-	S
<b>LANE DEPARTURE WARNING</b>	-	A	A	S	S
<b>FORWARD COLLISION ALERT</b>	-	A	A	S	S

	SLE-1	SLE-2	SLT-1	SLT-2	DENALI
--	-------	-------	-------	-------	--------

## TRIM LEVELS

## AVAILABLE FEATURES



## ANOTHER COMMANDING VIEW

Essentially an on-board computer, Terrain's available touchscreen navigation system allows you to choose either a 2D or 3D view of your driving (above, left). On vehicles equipped with this system, Terrain's standard rearview camera transmits the camera image of what is behind the vehicle to the navigation screen (above, right).

TERRAIN WHEELS<sup>4</sup>

	SLE-1	SLE-2	SLT-1	SLT-2	DENALI
--	-------	-------	-------	-------	--------

## TRIM LEVELS

## STANDARD TECHNICAL DATA

<b>FUEL TANK CAPACITY</b>	
2.4L I-4 VVT DI <b>68 liters (approx.)</b>	3.6L V6 VVT DI <b>76 liters (approx.)</b>
<b>TRAILERING DATA</b>	
<b>MAXIMUM TRAILER WEIGHT 680kg<sup>1</sup>, requires ECOTEC 2.4L I-4 VVT DI engine</b>	<b>GROSS VEHICLE WEIGHT RATING<sup>1</sup> (GVWR) (KG)</b>
	2.4L I-4 VVT DI
<b>1,588kg<sup>1</sup>, requires 3.6L V6 VVT DI engine</b>	<b>FWD 2,250</b>
	<b>AWD 2,300</b>
	3.6L V6 VVT DI
<b>EXTERIOR DIMENSIONS (CM)</b>	
<b>OVERALL HEIGHT 168 without luggage rack</b>	<b>AWD 2,360</b>
	<b>FWD 2,404</b>
<b>OVERALL WIDTH 185</b>	
<b>OVERALL LENGTH 471</b>	
<b>WHEELBASE 286</b>	
<b>INTERIOR DIMENSIONS (CM)</b>	
<b>HEADROOM</b>	<b>Front 101/Rear 100</b>
<b>LEGROOM</b>	<b>Front 105/Rear (max) 101</b>
<b>SHOULDER ROOM</b>	<b>Front 141/Rear 140</b>
<b>HIP ROOM</b>	<b>Front 140/Rear 130</b>
<b>EPA PASSENGER VOLUME (L)</b>	<b>2820</b>
<b>EPA INTERIOR VOLUME (L)</b>	<b>3701</b>
<b>CARGO AREA DIMENSIONS (L)<sup>4</sup></b>	
<b>BEHIND 1ST ROW</b>	<b>1809</b>
<b>BEHIND 2ND ROW</b>	<b>895</b>

<sup>1</sup>Maximum trailer weight ratings are calculated assuming a base vehicle, except for any option(s) necessary to achieve the rating, plus driver. The weight of other optional equipment, passengers and cargo will reduce the maximum trailer weight your vehicle can tow. See your GMC dealer for additional details. <sup>2</sup>Always use safety belts and the correct restraint for your child's age and size. Even in vehicles equipped with the Passenger Sensing System, children are safer when properly secured in a rear seat in the appropriate infant, child or booster seat. Never place a rear-facing infant restraint in the front seat of any vehicle equipped with a passenger airbag. See the Owner's Manual and child safety seat instructions for more safety information. <sup>3</sup>30 GB for navigation and 10 GB for music storage. <sup>4</sup>Use only GM-approved tire and wheel combinations. Unapproved tire and wheel combinations may change the vehicle's performance characteristics. For approved tire and wheel combinations and other important information, go to gmaccessorieszone.com or see your dealer for details. <sup>5</sup>When properly equipped; includes weight of vehicle, passengers, cargo and equipment. <sup>6</sup>Cargo and load capacity limited by weight and distribution. <sup>7</sup>Not available in all countries.

Make Terrain your very own with available accessories created specifically to match its distinctive style, as well as yours. All of these items have been tested to meet GMC's original equipment standards for performance and appearance. Their cost can be applied to your purchase, installed by your GMC dealer and covered under GM's New-Vehicle Limited Warranty. Just ask your dealer.

**FIGURE 1: MOLDED SPLASH GUARDS**



Custom-molded splash guards fit directly behind the wheels. Rear guards feature the GMC logo.

**FIGURE 2: PREMIUM ALL-WEATHER FLOOR MATS**



These precision-designed mats fit the floor exactly. Their deep-ribbed pattern collects rain, mud, snow and other debris

for easy cleaning. Nibs on the back help keep them in place. Available in Ebony with an embossed GMC logo on front mats only.

**FIGURE 3: ROOF RACK CROSS RAIL PACKAGE**



Carry a load on the roof of your Terrain with these roof-mounted luggage cross rails that add both function and style and can accommodate up to 100kg.

Also shown:

- Chrome mirror covers
- Chrome door handles

**FIGURE 4: HITCH TRAILERING PACKAGE**



This Hitch Trawling Package comes with a hitch assembly that mounts directly to your vehicle. Includes the trawling harness.

**FIGURE 5: ACCESSORY WHEEL**

Roll with the best. This custom wheel features a brilliant, durable chrome finish, and is available with matching lugs and GMC center caps.



LF671 19" CAST-CHROME SIX-SPOKE WHEEL (SED)

**PROTECTION PACKAGE (VQG)**

- All-weather floor mats
- Custom molded splash guards

**CARGO CONVENIENCE PACKAGE (VQR)**

- Cargo organizer
- Cargo security shade
- Cargo net



# COLORS



CYPRESS GREEN METALLIC\*



DARK SAPPHIRE BLUE METALLIC



DESERT SUN METALLIC (GWT)\*\*



CRYSTAL RED TINTCOAT\*



IRIDIUM METALLIC



QUICKSILVER METALLIC



SUMMIT WHITE




CARBON BLACK METALLIC\*



SILVER SKY METALLIC\*\*

## CLOTH

STANDARD SLE-1 TRIM



LIGHT TITANIUM



JET BLACK

## PREMIUM CLOTH

STANDARD SLE-2 TRIM



LIGHT TITANIUM



JET BLACK

## PERFORATED LEATHER-APPOINTED


STANDARD SLT TRIM



BROWNSTONE



JET BLACK



LIGHT TITANIUM

## PERFORATED LEATHER-APPOINTED

STANDARD DENALI TRIM




JET BLACK W/DENALI LOGO

All colors are basecoat/clearcoat for high-gloss and durable finish. See dealer for more details.  
\*Extra cost color.  
\*\*Not available on Denali.



## TERRAIN

2014 - 2015  
SCHEDULED  
MAINTENANCE AND  
MENU PRICING GUIDE



- 3 Years/100,000 km Warranty
- Leading Fuel Efficiency
- Regional Warranty Coverage & 24/7 Roadside Assistance
- Unmatched Safety

**GMC**  
COMMANDS RESPECT